



OKLAHOMA STATE BASKETBALL

GAME CENTER

Opponent: Oklahoma (8-12, 2-6 Big 12 Big 12)
Date/Tipoff: Jan. 30, 2017 / 8 p.m. Central
Series: OU leads 136-95 • In Norman: OU leads 83-26
Tickets: SoonerSports.com
TV: ESPN (Bob Wischusen & Fran Fraschilla)
Radio: Cowboy Radio Network (Dave Hunziker & John Holcomb)
Satellite Radio: Sirius 84, XM 84 (OU Broadcast)
Internet Radio: <http://okla.st/osutunein>
Live Stats: okstate.statbroadcast.com

TEAM STATS/NCAA RANKING

Category	NCAA Rank	Value	NCAA Rank	Value
Scoring Offense	5	88.4	125	75.9
Scoring Defense	311	78.8	265	75.9
Scoring Margin	48	9.6	209	0
Field-Goal Percentage	80	46.6	246	43
Field-Goal Percentage Defense	296	46.4	159	43
Three-Point Field-Goal Percentage	20	39.9	115	36.4
Free-Throw Percentage	19	76.5	104	72.1
Rebound Margin	84	3.6	179	0.6
Assists Per Game	101	14.8	287	11.8
Blocked Shots Per Game	163	3.4	62	4.6
Steals Per Game	16	8.5	72	7.3
Turnover Margin	37	2.9	184	-0.1
Free Throws Made	5	433	131	321
Offensive Rebounds	8	14.52	99	11.75
Turnovers Forced	14	16.9	91	14.5

OKLAHOMA STATE SCHEDULE/RESULTS

Date	Opponent	Time/Result	TV
Nov. 1	Pitt State (Exhibition)	W 117-64	FSSW+
Nov. 11	Campbell	W 102-65	Fox College
Nov. 14	Central Arkansas	W 102-90	FSSW+
Nov. 16	New Orleans	W 117-72	FSSW+
Nov. 21	vs. UConn #	W 98-90	ESPNU
Nov. 22	vs. 4/4 North Carolina #	L 75-107	ESPN
Nov. 23	vs. Georgetown #	W 97-70	ESPN2
Nov. 30	Rogers State	W 101-85	FSSW+
Dec. 3	at RV/22 Maryland	L 70-71	Big Ten
Dec. 10	at Tulsa	W 71-67	CBSSN
Dec. 14	Arkansas-Pine Bluff	W 102-66	ESPNU
Dec. 17	at Wichita State	W 93-76	ESPN3
Dec. 22	Texas A&M-CC	W 92-70	FSOK
Dec. 30	11/12 West Virginia *	L 75-92	ESPN2
Jan. 4	at Texas *	L 79-82	LHN
Jan. 7	at 2/3 Baylor *	L 57-61	ESPNNews
Jan. 11	Iowa State *	L 86-96	ESPNU
Jan. 14	at 2/2 Kansas *	L 80-87	ESPN2
Jan. 18	Kansas State *	L 88-96	ESPNU
Jan. 21	at Texas Tech *	W 83-64	ESPNU
Jan. 23	TCU *	W 89-76	ESPNU
Jan. 28	Arkansas %	W 99-71	ESPNU
Jan. 30	at Oklahoma *	8 p.m.	ESPN
Feb. 4	at West Virginia *	4 p.m.	ESPNU
Feb. 8	Baylor *	6 p.m.	ESPNU
Feb. 11	Texas *	3 p.m.	ESPN / 2
Feb. 15	at TCU *	8 p.m.	ESPNU
Feb. 18	Oklahoma *	7 p.m.	ESPNU
Feb. 22	at Kansas State *	8 p.m.	ESPNU
Feb. 25	Texas Tech *	1 p.m.	ESPNU
Feb. 28	at Iowa State *	8 p.m.	ESPN2
March 4	Kansas *	5 p.m.	ESPN / 2

March 8-11 Phillips 66 Big 12 Championship (Kansas City)

Maui Jim Maui Invitational (Lahaina Civic Center)

* Big 12 Conference game | % Big 12/SEC Challenge

GAME 22 ► JAN. 30, 2017 ► 8 P.M. CENTRAL ► LLOYD NOBLE CENTER (11,562)



OKLAHOMA STATE

(13-8, 2-6 Big 12) ► Head Coach: Brad Underwood (1st year)



OKLAHOMA

(8-12, 2-6 Big 12) ► Head Coach: Lon Kruger (6th year)



OKLAHOMA STATE PROBABLE STARTERS



Point Guard

1 Jawun Evans | 6-1 | 185 | So. | Dallas, Texas

Min.	PPG	RPG	APG	BPG	SPG	FG%	3FG%	FT%
26.9	18.1	2.8	5.5	0.2	2.0	43.9	42.9	80.7

► 2nd in the Big 12 in scoring and assists ... Last 2 games: 21.5 ppg, 8.0 apg, 1.0 turnovers.



Guard

13 Phil Forte III | 5-11 | 195 | R-Sr. | Flower Mound, Texas

Min.	PPG	RPG	APG	BPG	SPG	FG%	3FG%	FT%
30.1	14.0	2.4	1.6	0.1	1.2	41.5	40.6	94.0

► 300 career 3-pointers tops in OSU history, 7th in Big 12 history ... 3rd in NCAA in free throw %.



Guard

30 Jeffrey Carroll | 6-6 | 215 | R-Jr. | Rowlett, Texas

Min.	PPG	RPG	APG	BPG	SPG	FG%	3FG%	FT%
27.4	17.8	7.3	1.4	0.1	0.9	57.4	47.8	75.7

► Avg 19.9 ppg, 7.4 rpg on 64.0 3fg% in Big 12 play ... Only Big 12 player averaging 17 pts & 7 rebs.



Forward

23 Leyton Hammonds | 6-8 | 215 | Sr. | North Richland Hills, Texas

Min.	PPG	RPG	APG	BPG	SPG	FG%	3FG%	FT%
21.1	7.5	5.1	0.8	0.5	0.6	41.0	31.1	84.8

► 108 career appearances ... 6 double-digit games in 16-17 ... Only player to start every game.



Forward

41 Mitchell Solomon | 6-9 | 245 | Jr. | Bibxy, Okla.

Min.	PPG	RPG	APG	BPG	SPG	FG%	3FG%	FT%
17.4	5.3	4.7	0.7	1.1	0.2	54.7	0.0	76.4

► Averaging 7.4 ppg, 59.4 fg% in Big 12 play ... 15 straight free throw makes ... 84 career apps.

COWBOY RESERVES

No.	Name	Pos	Ht	Wt	Class	Hometown	Points	Reb	Other
0	Brandon Averette	PG	5-11	175	Fr.	Richardson, Texas	5.8	1.7	1.8 apg
4	Thomas Dziagwa	G	6-4	180	Fr.	Temple Terrace, Fla.	4.6	0.7	43.4 3fg%
5	Tavarius Shine	G/SF	6-6	200	Jr.	Irving, Texas	4.5	1.7	1.2 spg
12	Cameron McGriff	F	6-7	210	Fr.	Grand Prairie, Texas	4.4	3.3	37.5 3fg%
14	Lucas N'Guessan	F/C	7-0	215	Fr.	De Lier, The Netherlands	3.0	2.3	70.3 fg%
21	Lindy Waters III	G	6-6	200	Fr.	Norman, Okla.	6.2	2.2	1.1 apg
24	Davon Dillard	G/SF	6-5	215	So.	Gary, Ind.	4.2	2.8	48.8 fg%
32	Tyler Underwood	G	6-2	160	R-Fr.	Stillwater, Okla.	0.8	0.2	50.0 3fg%
33	Trey Reeves	F	6-4	215	Fr.	Gans, Okla.	0.0	0.3	11 mins
34	Will Lienhard	F	6-8	245	Fr.	Oklahoma City	0.2	0.9	0.3 bpg

OKLAHOMA PROBABLE STARTERS

No.	Name	Pos	Ht	Wt	Class	Hometown	Points	Reb	Other
10	Jordan Woodard	G	6-0	187	Sr.	Arcadia, Okla.	16.2	4.0	3.4 apg
1	Rashard Odomes	G	6-6	212	So.	Copperas Cove, Texas	10.4	4.0	1.9 apg
20	Kameron McGusty	G	6-5	191	Fr.	Katy, Texas	9.5	1.8	33.9 3fg%
11	Kristian Doolittle	F	6-7	236	Fr.	Edmond, Okla.	8.9	6.4	43.5 3fg%
12	Khadeem Lattin	F	6-9	212	Jr.	Houston, Texas	8.1	5.7	2.0 bpg



COACH CAPSULE/ROSTER/MEDIA CALENDAR

HEAD COACH BRAD UNDERWOOD

First season | Kansas State, 1986



► Tied for the 10th fastest coach to ever reach 100 career wins. Underwood reached the century mark in just 122 career games.

► Arrived at OSU with an 89-14 career record, which tied Brad Stevens (Butler) for the most wins by a head coach after three seasons in college basketball history.

► Piled up a 53-1 conference record and a pair of NCAA Tournament victories in his three seasons as head coach at Stephen F. Austin.

► Underwood is the only three-time Southland Conference Coach of the Year award winner. He also produced three Southland Most Valuable Players and was named the 2014 Joe B. Hall Award winner, given to the nation's top first-year head coach.

DIVISION I HEAD COACHING CAREER

Year	School	Record
2016-17	Oklahoma State	13-8
2015-16	Stephen F. Austin *	28-6
2014-15	Stephen F. Austin *	29-5
2013-14	Stephen F. Austin *	32-3
Career Totals	4th season	102-22

* NCAA Tournament Appearance

PREVIOUS COACHING EXPERIENCE

Year	School	Role
2012-13	South Carolina	Assoc. HC
2011-12	Kansas State	Assoc. HC
2007-11	Kansas State	Asst. Coach
2006-07	Kansas State	Dir. of Ops
2003-06	Daytona Beach CC	Head Coach
1992-03	Western Illinois	Asst. Coach
1988-92	Dodge City CC	Head Coach
1986-87	Hardin-Simmons	Grad. Asst.

COACHING ACCOLADES & AWARDS

- 2016 Southland Conference Coach of the Year
- 2016 NABC District 23 Coach of the Year
- 2015 Southland Conference Coach of the Year
- 2015 NABC District 23 Coach of the Year
- 2014 Joe B. Hall Award winner
- 2014 Southland Conference Coach of the Year
- 2014 NABC District 23 Coach of the Year

PLAYER ACCOLADES

- 2016 Southland Player of the Year: Thomas Walkup
- 2015 Southland Player of the Year: Thomas Walkup
- 2014 Southland Player of the Year: Jacob Parker

PERSONAL INFO

- Birthday: Dec. 14, 1963
- Spouse: Susan
- Children: Tyler, Katie & Ashley
- Degree: Radio & TV Communications

NUMERICAL ROSTER

No.	Name	Pos	Ht	Wt	Class	Hometown / Previous
0	Brandon Averette	PG	5-11	175	Fr.	Richardson, Texas / Richardson HS
1	Jawun Evans	PG	6-1	185	So.	Dallas, Texas / Kimball HS
4	Thomas Dziagwa	G	6-4	180	Fr.	Temple Terrace, Fla. / Tampa Catholic HS
5	Tavarius Shine	G/SF	6-6	200	Jr.	Irving, Texas / MacArthur HS (Fork Union Military)
12	Cameron McGriff	SF	6-7	210	Fr.	Grand Prairie, Texas / South Grand Prairie HS
13	Phil Forte, III	G	5-11	195	Sr.	Flower Mound, Texas / Marcus HS
14	Lucas N'Guessan	F/C	7-0	215	Fr.	De Lier, Netherlands / Canarias Academy
21	Lindy Waters, III	G	6-6	200	Fr.	Norman, Okla. / Norman North HS
23	Leyton Hammonds	SF	6-8	215	Sr.	North Richland Hills, Texas / Richland HS
24	Davon Dillard	G/SF	6-5	215	So.	Gary, Ind. / Our Savior New American School
30	Jeffrey Carroll	G/SF	6-6	215	R-Jr.	Rowlett, Texas / Rowlett HS
32	Tyler Underwood	G	6-2	160	R-Fr.	Stillwater, Okla. / Nacogdoches HS (SFA)
33	Trey Reeves	F	6-4	215	Fr.	Gans, Okla. / Muldrow HS
34	Will Lienhard	F	6-7	255	So.	Oklahoma City / Bishop McGuinness HS
41	Mitchell Solomon	F	6-9	245	Jr.	Bixby, Okla. / Bixby HS

ALPHABETICAL ROSTER

No.	Name	Pos	Ht	Wt	Class	Hometown / Previous
0	Brandon Averette	PG	5-11	175	Fr.	Richardson, Texas / Richardson HS
30	Jeffrey Carroll	G/SF	6-6	215	R-Jr.	Rowlett, Texas / Rowlett HS
24	Davon Dillard	G/SF	6-5	215	So.	Gary, Ind. / Our Savior New American School
4	Thomas Dziagwa	G	6-4	180	Fr.	Temple Terrace, Fla. / Tampa Catholic HS
1	Jawun Evans	PG	6-1	185	So.	Dallas, Texas / Kimball HS
13	Phil Forte, III	G	5-11	195	Sr.	Flower Mound, Texas / Marcus HS
23	Leyton Hammonds	SF	6-8	215	Sr.	North Richland Hills, Texas / Richland HS
34	Will Lienhard	F	6-7	255	So.	Oklahoma City, Okla. / Bishop McGuinness HS
12	Cameron McGriff	SF	6-7	210	Fr.	Grand Prairie, Texas / South Grand Prairie HS
14	Lucas N'Guessan	F/C	7-0	215	Fr.	De Lier, Netherlands / Canarias Academy
33	Trey Reeves	F	6-4	215	Fr.	Gans, Okla. / Muldrow HS
5	Tavarius Shine	G/SF	6-6	200	Jr.	Irving, Texas / MacArthur HS (Fork Union Military)
41	Mitchell Solomon	F	6-9	245	Jr.	Bixby, Okla. / Bixby HS
32	Tyler Underwood	G	6-2	160	R-Fr.	Stillwater, Okla. / Nacogdoches HS (SFA)
21	Lindy Waters, III	G	6-6	200	Fr.	Norman, Okla. / Norman North HS

COACHES

Head Coach: Brad Underwood, 1st season (Kansas State, '86)
 Assistant Coach / Recruiting Coordinator: Lamont Evans, 1st season (Kansas State, '09)
 Assistant Coach: Mike Boynton, 1st season (South Carolina, '03)
 Assistant Coach: Danny Henderson, 1st Season (Austin College, '84)
 Assistant AD/Basketball: Joseph Biggs, 11th season (Ottawa, '97)
 Director of Player Development: Stephen Gentry, 1st season (Gonzaga, '06)
 Video Coordinator: Patrick Shulte, 1st season (Kansas State, '13)
 Strength & Conditioning Coach: Jake Manzelmann, 11th season (Northeastern State, '00)
 Athletic Trainer: Steve Condon, 1st season (Northwest Missouri State, '75)
 Assistant Director of Player Development: Keiton Page, 5th season (Oklahoma State, '12)

PRONUNCIATIONS

0	Brandon Averette	AA-vur-ette
1	Jawun Evans	JUH-won
4	Thomas Dziagwa	DZZ-awg-wuh
5	Tavarius Shine	tuh-VAR-iss
13	Phil Forte III	FORE-tay
14	Lucas N'Guessan	guess-ON
24	Davon Dillard	DUH-von
34	Will Lienhard	lynn-HARD

WEEKLY MEDIA CALENDAR

30 Monday	31 Tuesday	1 Wednesday	2 Thursday	3 Friday	4 Saturday	5 Sunday
8 p.m. at Oklahoma	Off Day	1 p.m. Media Availability	10:16 a.m. Big 12 Media Teleconference	10 a.m. Practice	4 p.m. at West Virginia	Off Day
TV: ESPN		1:30 p.m. Practice	2:30 p.m. Practice	2 p.m. Depart for Morgantown	TV: ESPN	

COMMUNICATIONS CONTACT: STEPHEN HOWARD

Email: stephen.howard@okstate.edu ► Office: 405-744-7756 ► Cell: 817-793-5199 ► Twitter: @showardsid



GAME NOTES

THE BASICS

► A shift in defensive philosophy has the Oklahoma State basketball team surging. The Cowboys (13-8, 2-6 Big 12) have won three straight games by double-digit margins over KenPom top-50 opponents, and haven't trailed in any of them. On Saturday, a sold-out Gallagher-Iba Arena crowd witnessed Phil Forte passing Keiton Page for the program's career 3-point record in a 28-point thumping of Arkansas. Now, just three games out of third place with 10 Big 12 games remaining, the Cowboys will make the short trip down I-35 to Norman to face the rival Sooners (8-12, 2-6 Big 12) in the year's first Bedlam matchup.

ON THE AIR

► This marks the 17th time the Bedlam rivalry has been featured on ESPN's Big Monday, and Oklahoma State holds a 9-7 edge in the showcase. The Cowboys are 56-53 all-time on ESPN, including a 19-24 mark in Big Monday games. Bob Wischusen and Fran Fraschilla will be the on-air talent for ESPN. As always, Dave Hunziker and John Holcomb will have the Cowboy Radio Network call from the Lloyd Noble Center.

OKLAHOMA STATE SNAPSHOT



► A minor shift in defensive philosophy has been at the heart of OSU's three-game winning streak. After five straight losses in close games (one or two possession games in the final five minutes) the Cowboys tweaked their defense and the results are staggering. Since the change, OSU ended Texas Tech's 17-game homecourt win streak, rolled over TCU in Stillwater and hammered Arkansas by 28 points in the SEC/Big 12 Challenge. What's more, OSU hasn't trailed in this three-game win streak. Here's a look at OSU's numbers before and after the defensive change.

	PPG	PPG Def	FG%	FG%D	Reb Margin	Steals	Turn Margin	Paint	Paint Def
First 6 Big 12	77.5	85.7	44.6	50.0	-0.8	4.8	-3.7	33.5	40.3
Last 3 Games	90.3	70.3	52.7	41.5	+7.7	6.0	+2.3	36.0	26.0

► KenPom ranks the Oklahoma State offense No. 2 in efficiency behind only UCLA. At 88.4 points per game, OSU is fifth in the country in scoring, and is on pace to set a new school record for scoring average (current record: 83.5 in 1988-89). The Cowboys have scored 95 points or more eight times this season, including a school-record tying five 100-point performances. OSU averages 23.2 points per game in the first seven seconds of each possession.

► **Phil Forte III** is the new 3-point king of Oklahoma State. The redshirt senior hit four from deep against the Razorbacks on Saturday, which moved him ahead of Keiton Page (299 from 2009-12) for the school record. Forte now has 300 career 3-pointers, which makes him just the seventh player in Big 12 history to reach that mark. Forte is now 300-of-766 (.392) from 3-point, which is third most among all active players nationwide.

► Forte has been on fire since Big 12 play began. He leads all players with 3.1 three-pointers per game, and his clip of 50.0 percent ranks third behind his teammate Jeffrey Carroll (64.0) and Frank Mason (56.8). Forte is averaging 15.0 points per conference game, which ranks 12th in the league.

► **Jeffrey Carroll** joins Bryant "Big Country" Reeves as the only players in OSU history to increase their scoring average from single digits (9.9 ppg or less) in one season to 17 points or more the next. The redshirt junior averaged 8.2 points in 2015-16, and is up to 17.7 points in 2016-17. Carroll is the Big 12's only player ranked inside the league's top seven in scoring (3rd, 17.7 ppg), rebounding (7th, 7.3 rpg) and field goal percentage (4th, .587), and he has scored 20 points or more nine times this season.

OSU PLAYERS TO INCREASE SCORING FROM SINGLE DIGITS TO 15.0+ POINTS

Player	1st Year	2nd Year	Diff
Bryant Reeves	8.1 (91-92)	19.5 (92-93)	+11.4
Jeffrey Carroll	8.2 (15-16)	17.8 (16-17)	+9.6
Lorenza Andrews	7.6 (81-82)	16.1 (82-83)	+8.5
K.C. Kincaide	9.4 (72-73)	15.5 (73-74)	+6.1
Brett Robisch	9.8 (96-97)	15.4 (97-98)	+5.6

► Carroll has scored 19 points or more and hauled in at least seven rebounds in each of the last six games. In that span, Carroll has scored 132 points on 71 field goal attempts (1.9 points/attempt), and is averaging 22.0 points and 8.0 rebounds on 59.2 percent shooting and a 65.0 percent clip from 3-point. The redshirt junior leads the Big 12 in field goal percentage (.611) and 3-point percentage (.640) in conference play.

► One of the nation's elite point guards, **Jawun Evans** ranks second in the Big 12 in scoring (18.1) and assists (5.5) and is fourth in steals (2.0). In league play, the sophomore leads all Big 12 players with 6.4 assists per game. The Naismith Trophy and Cousy Award watch list member has eight 20-point games and three 30-point games this season alone, and he also earned a spot on the Maui Invitational All-Tournament team. Evans owns two of the Big 12's top three scoring performances this season - 35 points against UConn, and 34 points against Campbell.

► OSU leads the Big 12 and ranks fifth nationally in scoring at 88.4 points per game, but their high-pressure defense is the main reason why. The Cowboys rank 16th in the country with 8.5 steals per game and 14 in turnovers forced at 16.9. According to KenPom, OSU is holding opponents to an average possession of just 15.6 seconds - the second shortest in the country - and they rank 21st in turnover percentage with a mark of 22.2.



BIG 12 STANDINGS

(As of games on Jan. 28)

School	Big 12	Overall	Pct.
Baylor	7 - 1	20 - 1	.952
Kansas	7 - 1	19 - 2	.905
West Virginia	5 - 3	17 - 4	.810
Iowa State	5 - 3	13 - 7	.650
Kansas State	4 - 4	15 - 6	.714
Texas Tech	3 - 5	15 - 6	.714
TCU	3 - 5	14 - 7	.667
Oklahoma State	2 - 6	13 - 8	.619
Oklahoma	2 - 6	8 - 12	.400
Texas	2 - 6	8 - 13	.381

BIG 12 QUICK HITTERS

- The Big 12 has been the No. 1 conference in the RPI in four of the last seven years, including the last three in a row.
- Big 12 teams have a .600 record versus the ACC, Big East, Big Ten, Pac-12 and SEC - tied (Big East) for the best mark in the country.
- Overall, Big 12 teams boast an .822 non-conference winning percentage, which is the best of any league.
- Last year, the Big 12 was No. 1 in the RPI with three teams in the top 11 and seven in the top 50.

BIG 12 BASKETBALL THIS WEEK

MONDAY, JAN. 30

Oklahoma State at Oklahoma, 8 p.m. - ESPN

TUESDAY, JAN. 31

West Virginia at Iowa State, 8 p.m. - ESPN2

WEDNESDAY, FEB. 1

TCU at Kansas State, 6:30 p.m. - ESPNews

Texas Tech at Texas, 8 p.m. - ESPNU

Baylor at Kansas, 8 p.m. - ESPN2

SATURDAY, FEB. 4

Iowa State at Kansas, TBD - TBD

Texas at TCU, 12 p.m. - ESPNews

Kansas State at Baylor, 2 p.m. - ESPNews

Oklahoma State at West Virginia, 4 p.m. - ESPNU

Oklahoma at Texas Tech, 6 p.m. - ESPN2

MONDAY, FEB. 6

Kansas at Kansas State, 8 p.m. - ESPN

TUESDAY, FEB. 7

Iowa State at Texas, 8 p.m. - ESPN2

Texas Tech at TCU, 8 p.m. - ESPNews

WEDNESDAY, FEB. 8

Baylor at Oklahoma State, 6 p.m. - ESPNU

West Virginia at Oklahoma, 8 p.m. - ESPN2



GAME NOTES

	LAST MEETING Feb. 24, 2016 Norman, Okla.
OKLAHOMA STATE	49
3/4 OKLAHOMA	71

QUICK HITTERS

- Senior Jeff Newberry shined with a team-high 19 points, but Ryan Spangler and the Sooners extended their home-court win streak over the Cowboys with a 71-49 Bedlam win.
- Spangler poured in 26 points and 14 rebounds and soon-to-be Wooden Award and Naismith Trophy winner Buddy Hield added 17 points.
- The 22 point margin of victory for the Sooners was the largest by either team since the Cowboys beat OU 72-44 in Stillwater on Feb. 14, 2001.
- The Cowboys led for most of the first half until the Sooners took the lead on the final possession thanks to a Spangler 3-pointer with 2 seconds left. OU would use a 33-8 second-half run to stretch their lead to as much as 24.
- The banged-up Cowboys lineup was playing without Jawun Evans, Phil Forte and Jeffrey Carroll.
- The loss stretched OSU's losing streak to OU to seven games overall and 12 straight at the Lloyd Noble Center. OSU's last win in Norman was on Feb. 16, 2004.

QUOTABLE COWBOY

Jeff Newberry on OU's second half ...

- "They're a fast break team and they shoot early on in the clock, and they shoot it very well. We had to try and slow them down by getting back in transition and guarding the paint. If you don't do those things, they can hurt you."

VISITORS: Oklahoma State (12-16, 3-12 Big 12)

#	Player	fg	fga	3-pt	rebounds	of	de	tot	pf	a	to	bks	s	min				
23	Hammonds, Leyton	f	4	0	1	1	5	6	5	9	1	2	0	28				
41	Solomon, Mitchell	f	1	5	0	2	2	4	2	2	1	3	1	23				
02	Griffin, Tyree	g	0	6	0	3	0	1	3	4	1	0	4	2	37			
05	Shine, Tavianus	g	2	8	2	6	5	8	0	5	4	11	2	2	31			
22	Newberry, Jeff	g	7	15	5	10	0	0	0	4	3	3	19	1	37			
00	Stuen, Ford	g	0	0	0	0	0	1	0	0	0	0	0	0	1			
04	Burton, Joe	g	1	2	0	0	1	1	2	2	2	1	0	0	12			
14	Ibaka, Igor	g	0	0	0	0	0	0	0	0	0	0	0	0	1			
21	McElroy, Cody	g	0	2	0	2	0	0	0	0	1	0	0	0	1			
24	Dillard, Davon	g	0	0	0	0	0	0	0	0	0	0	0	0	2			
31	Oliver, Chris	g	2	4	0	0	2	3	0	1	1	6	2	1	19			
32	Allen, Anthony	g	0	1	0	0	1	0	0	0	0	2	0	1	8			
	TEAM							2	3	5								
	Totals.....		17	50	7	24	8	13	8	24	32	21	49	11	18	6	4	200

TOTAL FG%	1st Half: 10-26 38.5%	2nd Half: 7-24 29.2%	Game: 34.0%	DEADBALL
3-Pt. FG%	1st Half: 2-10 20.0%	2nd Half: 5-14 35.7%	Game: 29.2%	REBOUNDS
F Throw %	1st Half: 2-2 100%	2nd Half: 6-11 54.5%	Game: 61.5%	3

HOME TEAM: Oklahoma (22-5, 10-5 Big 12)

#	Player	fg	fga	3-pt	3-pt	ft	fta	of	de	tot	pf	tp	a	to	bks	s	min	
00	Spangler, Ryan	f	10	13	4	6	2	4	4	10	14	1	26	0	2	2	29	
12	Lattin, Khadeem	f	1	4	0	0	1	2	0	1	1	3	3	1	1	3	22	
10	Woodard, Jordan	g	1	6	0	2	0	0	0	1	1	2	2	2	2	1	25	
11	Cousins, Isaiah	g	3	11	1	4	0	0	1	5	6	1	7	7	4	0	29	
24	Hield, Buddy	g	5	15	2	6	5	5	2	3	5	1	17	1	1	0	31	
01	Odomes, Rashard	g	0	0	0	0	2	4	0	0	1	1	2	0	0	0	5	
02	Walker, Dmyrl	g	3	4	2	3	0	1	1	1	2	1	8	0	1	0	14	
03	James, Christian	g	0	0	0	0	1	2	0	1	1	1	1	1	0	1	15	
04	McNeace, Jamuni	g	0	0	0	0	1	2	0	1	1	1	1	0	0	0	4	
14	Alade, Bola	g	0	0	0	0	0	0	0	0	0	0	0	0	0	0	1	
21	Burford, Dante	g	1	1	1	1	0	0	0	1	1	0	3	0	0	0	16	
22	Harper, Daniel	g	0	1	0	0	0	0	1	0	1	0	0	0	0	0	1	
25	Cole, C.J.	g	0	0	0	0	0	0	0	0	0	0	0	0	0	0	3	
30	Manyang, Akolde	g	0	0	0	0	1	2	0	2	2	1	1	0	0	0	4	
41	Menkin, Austin	g	0	0	0	0	0	0	0	0	0	0	0	0	0	0	1	
	TEAM									1	3							
	Totals.....		24	55	10	22	13	22	11	27	38	13	71	12	12	6	8	200

TOTAL FG%	1st Half: 10-25 40.0%	2nd Half: 14-30 46.7%	Game: 43.6%	DEADBALL
3-Pt. FG%	1st Half: 6-12 50.0%	2nd Half: 4-10 40.0%	Game: 45.5%	REBOUNDS
F Throw %	1st Half: 1-2 50.0%	2nd Half: 12-20 60.0%	Game: 59.1%	5

Officials: Tom Eades, Don Daily, David Hall
Technical fouls: Oklahoma State-None, Oklahoma-None.
Attendance: 11470

Score by Periods	1st	2nd	Total
Oklahoma State	24	25	49
Oklahoma	27	44	71

► With the win at Texas Tech, **Brad Underwood** picked up his 100th career victory in his 122nd game, which tied him for the 10th fastest coach to reach the century mark in college basketball history. Underwood owns an 82.2 career win percentage, which is tops among all active coaches, and his 89 wins at Stephen F. Austin tied him with Brad Stevens of Butler for the most victories by any coach after three seasons. Underwood is also tied for the ninth-best win percentage by a fourth-year head coach.

► OSU fields one of the youngest and most inexperienced lineups in the country. Even with fifth-year senior Phil Forte and his 123 career games, OSU still ranks 279th nationally in experience according to KenPom. The Cowboys entered the 2016-17 with just 15 combined years of collegiate experience, and currently have just 258 collegiate starts on the roster. OSU's average age of 20.2 years is tied with Texas for the youngest in the Big 12.

► The Cowboys have cleaned up on the offensive glass this year. OSU is eighth nationally with 14.52 offensive boards per game and seventh in offensive rebound percentage at 39.4 percent. A true team effort, only one player on the team ranks inside the top 100 in the country in offensive boards - Mitchell Solomon (93rd, 2.76). The Cowboys have pulled down 15-plus offensive boards in 11 games this year, including eight of the last 14 outings.

OKLAHOMA CONNECTIONS & SNAPSHOT



► A pair of Kansas State alums will square off as the head coaches of Oklahoma State and Oklahoma. Both OSU's Brad Underwood (1984-86) and OU's Lon Kruger (1971-74) played for the legendary Jack Hartman at K-State. Hartman, who played his college ball in Stillwater for Mr. Henry Iba, won 295 games and advanced to four Elite Eights and two Sweet 16s as the head coach at K-State.

► Oklahoma State and Oklahoma compete yearly in the Blue Cross Blue Shield of Oklahoma Bedlam Series, an all-sports competition between the two schools, which are separated by only 80 miles along Interstate 35. The series champion is decided by wins and losses in head to head competition. In sports where there is no head to head matchup, the Big 12 Championship final standings are used. Oklahoma State has won the overall Bedlam series each of the last three years.

► Jordan Woodard and Jawun Evans are the only players in the Big 12 averaging over 16.0 points and 2.0 steals per game. Woodard ranks sixth in the league in scoring at 16.2 per game and his 2.1 steals ranks third. Evans is second in scoring at 18.1 per game and fourth in steals at 2.0.

► In his only Bedlam appearance, Jawun Evan rewrote the record books with a 42-point performance in Gallagher-Iba Arena. The 42-points are the most by any player - OU or OSU - in the Bedlam rivalry, and the second-most by any Big 12 freshman. He was 18-of-31 (.581) from the floor, which are the second most field goals in school history.

► The Sooners lead the overall series, 136-95, including an 83-26 edge in Norman. The Sooners have won seven straight overall and 12 straight in the Lloyd Noble Center. OSU's last win in Norman came on Feb. 16, 2004, when the No. 7 Cowboys took down an unranked OU squad, 65-52. That OSU team would win the Big 12 regular season and tournament titles and advance to the Final Four.

► Lindy Waters III will make his first appearance in an Oklahoma State uniform in his hometown of Norman. Waters played for Norman North High School before signing with the Cowboys. This season, the freshman has averaged 6.2 points and 2.2 rebounds, and earned 12 starts.

LAST 10 MEETINGS BETWEEN OSU & OU (OU LEADS SERIES: 136-95)

Date	Site	AP Rank	Score	OSU High Scorer	OU High Scorer
02-22-2012	Norman, Okla.	-	L 64-77	29 - Keiton Page	17 - Steven Pledger
01-12-2013	Norman, Okla.	-	L 68-77	19 - Markel Brown	17 - Romero Osby
02-16-2013	Stillwater, Okla.	17/RV	W 84-79 OT	28 - Marcus Smart	18 - Grooms, Pledger, Osby
01-27-2014	Norman, Okla.	8/23	L 76-88	22 - Marcus Smart	18 - Jordan Woodard
02-15-2014	Stillwater, Okla.	-	L 74-77	26 - Markel Brown	22 - Buddy Hield
01-17-2015	Norman, Okla.	24/18	L 65-82	15 - Hammonds, Nash	27 - Buddy Hield
01-31-2015	Stillwater, Okla.	NR/24	L 56-64	15 - Phil Forte	17 - Jordan Woodard
03-12-2015	Kansas City, Mo.	NR/15	L 49-64	27 - Le'Bryan Nash	22 - Buddy Hield
01-13-2016	Stillwater, Okla.	NR/2	L 72-74	42 - Jawun Evans	26 - Buddy Hield
02-24-2016	Norman, Okla.	NR/3	L 49-71	19 - Jeff Newberry	26 - Ryan Spangler

AN OKLAHOMA STATE WIN WOULD ...

► Snap OU's seven-game win streak in the series overall, and their 12-game win streak over the Cowboys in the Lloyd Noble Center. OU currently leads the all-time series 136-95, including an 83-26 clip in Norman.

► Extend OSU's win streak to four games, which would be the team's longest win streak after the turn of the New Year since 2013-14.



RECORDS WATCH / LAST TIME OUT

► Give the Cowboys a sixth victory away from Gallagher-Iba Arena, which would be the most by an OSU team since 2013-14 (8 wins). It would give OSU back-to-back road wins in Big 12 play for the first time since 2014-15.

► Give the Cowboys a fourth true road win this season, which would tie Baylor for the second most among Big 12 teams. Kansas leads all teams with five true road wins.

► Move Cowboy head coach Brad Underwood to 103-22 on his career (.824).

STREAKS & TRENDS

► **Jeffrey Carroll** has scored at least 19 points in each of the last six games. He has scored at least eight points in every game this season, and has reached double-figures in 19 games in total.

► **Phil Forte** has made at least one 3-pointer in every Big 12 game this year. The redshirt senior has made 25 from deep in Big 12 play, which is three more than any other player in the league. He ranks third in the conference with a 50.0 percent clip from 3-point.

► **Mitchell Solomon** has been on a tear in the last five games. In that span, the junior is averaging 9.0 points, 5.2 rebounds, 60.9 percent shooting and an 89.5 percent clip from the free throw line.

► The Cowboys' high-pressure defense has forced every opponent to commit at least 10 turnovers. Six OSU opponents have turned the ball over 20-plus times.

► Oklahoma State is 10-0 when it scores 90 points or more. The Cowboys have reached the 100-point plateau five times this year, which is tied with the 1988-89 squad for the most in school history. That '88-89 team is the highest scoring team in school history at 83.5 points per game.

► OSU is 13-5 when leading at the half this season. The Cowboys have outscored their opponents by 113 points in the first half this year (+5.4 points per game).

► **Thomas Dziagwa** is a perfect 10-of-10 from the free throw line this season.

► OSU has made at least one three-pointer in 535 consecutive games dating back to Jan. 13, 2001.

COWBOY QUICK HITTERS

► Of every Division I coach with at least 100 games under their belt, **Brad Underwood** leads them all with an 82.1 win percentage. The fourth-year coach has a career record of 101-22, and leads Mark Few of Gonzaga and Roy Williams of North Carolina.

► ESPN currently ranks the 2017-18 Cowboy recruiting class No. 21 nationally. The Cowboy signed four-star teammates **Zack Dawson** and **Latravian Glover** of South Miami High School, as well as versatile forward **Souleymane Diakite** of Canterbury Academy in Spain. **Yankuba Sima**, a 6-11 transfer from St. Johns, signed with Underwood and the Cowboys on Dec. 23, and is expected to become eligible following the 2017 fall semester.

► The 2015-16 victory over No. 3/3 Kansas gave the Cowboys a 66.7 all-time win percentage at home against opponents ranked in the Associated Press top three, which is the best in college basketball history according to ESPN. Indiana is second at 63.6 percent.

► For the third straight year the Big 12 was the RPI No. 1 conference in America on Selection Sunday. Despite having only 10 teams, seven Big 12 squads represented the league in the NCAA Tournament, and half the league was ranked at the end of the season. In all, the league accounted for just 30 non-conference losses - least among all leagues. Last year, the Big 12 was 31-19 (.620) against the ACC, Big East, Big Ten, Pac-12 and SEC, which is the best combined win percentage against the power leagues.

► OSU is one of just 36 schools nationwide to play in the NCAA Tournament in at least three of the last four seasons. The Cowboys have six Final Four appearances (tied for 10th most) and a pair of national titles (tied for 9th).

► With the hiring of **Brad Underwood**, OSU re-established its ties to the coaching tree of Mr. Henry Iba. Underwood played under legendary K-State head coach Jack Hartman, who was a standout for Mr. Iba at OSU. Iba coached college basketball's original dynasty, leading his Aggies to the 1945 and 1946 NCAA championships - the first back-to-back titles by any college basketball team. An innovator on the court, Iba introduced the motion offense and was known as the "Iron Duke of Defense". OSU's arena is named in part for Iba, and another Iba disciple, Eddie Sutton, has his name etched on the floor.

OSU IN HISTORIC GALLAGHER-IBA ARENA

	W	L	Win %
Overall	782	220	78.0%
Conference	363	174	67.6%
Big 12	123	45	73.2%



LAST TIME OUT

Jan. 28, 2017 | Stillwater, Okla.

ARKANSAS

71

OKLAHOMA STATE

99

QUICK HITTERS

► Phil Forte hit four 3-pointers to move his career total to 300 - tops in OSU history - in a 99-71 win over Arkansas in the SEC/Big 12 Challenge.

► Forte finished with 18 points and a career-high six assists, while Jeffrey Carroll led the Cowboys with 20 points and seven rebounds.

► OSU point guard Jawun Evans tallied 16 points, eight assists, seven rebounds and just one turnover.

► OSU jumped out to a 9-0 early lead and led by as much as 30 points in the contest. The Cowboys shot 50.0 percent on the day and scored 59 first-half points, which is the second highest scoring first half this year for OSU.

► The Cowboys have now won five straight games against Arkansas.

QUOTABLE COWBOY

Phil Forte on setting the 3-point record ...

► "Seeing how my teammates reacted is what made it so special: the reaction on the bench and them coming up to me and high-fiving. It was definitely the best part of the game. Without [my teammates], I don't know where I would be. I can't give them enough thanks..."

VISITORS: Arkansas (16-5, 5-3 SEC)

#	Player	tot-fg	fg	fga	3-pt	ft	fta	of	de	re	pf	tp	a	blk	s	min
05	Cook, Arlando	f	0	2	0	0	0	0	1	0	1	0	0	0	0	7
33	Kingsley, Moses	f	3	11	0	1	4	5	2	2	4	2	10	0	0	27
00	Barford, Jaylen	g	8	13	2	3	3	4	1	2	3	21	2	2	0	28
04	Macon, Daryl	g	0	8	0	6	0	0	1	1	3	0	1	0	0	25
31	Beard, Anton	g	3	7	2	3	3	4	0	2	2	3	11	1	2	28
01	Thompson, Trey	0	0	0	0	0	0	0	0	0	0	3	0	1	0	13
02	Bailey, Adrio	1	1	0	0	0	0	0	0	4	1	2	1	0	0	12
03	Hannahs, Dusty	4	10	0	3	5	6	1	2	3	13	0	3	0	0	24
13	Thomas, Dustin	3	3	0	0	3	3	2	5	2	9	1	2	0	2	17
21	Watkins, Manuale	2	3	1	2	0	1	0	0	0	4	5	0	0	1	17
23	Jones, CJ	0	0	0	0	0	0	0	0	0	0	0	1	0	0	2
TEAM										3	6	1				
Totals		24	58	5	18	18	23	11	18	29	26	71	7	12	4	200

TOTAL FG%	1st Half: 12-30 40.0%	2nd Half: 12-28 42.9%	Game: 41.4%	DEADBALL
3-PT FG%	1st Half: 3-10 30.0%	2nd Half: 2-9 25.0%	Game: 27.8%	REBOUNDS
F Throw %	1st Half: 6-7 85.7%	2nd Half: 12-16 75.0%	Game: 78.3%	1

HOME TEAM: Oklahoma State (13-8, 2-6 Big 12)

#	Player	tot-fg	fg	fga	3-pt	ft	fta	of	de	re	pf	tp	a	blk	s	min
23	Hammonds, Leyton	f	4	5	2	0	0	1	4	5	3	10	1	0	0	22
30	Carroll, Jeffrey	f	6	15	0	3	8	10	2	5	7	4	20	3	0	27
01	Solomon, Mitchell	c	0	3	0	0	2	2	5	2	7	3	2	0	2	14
01	Evans, Jawun	g	4	8	1	2	7	8	2	5	7	1	16	8	1	29
13	Forte, Phil	g	6	12	4	9	2	2	0	0	0	18	6	1	0	32
00	Averette, Brandon	0	0	1	2	0	2	0	2	2	8	0	1	0	1	17
04	Dziagwa, Thomas	0	1	0	1	0	0	0	1	1	0	0	0	0	0	3
12	McGriff, Cameron	1	2	0	0	2	2	0	2	1	4	3	1	0	0	15
14	N'Guessan, Lucas	3	4	0	0	0	2	1	1	2	4	6	1	0	0	13
21	Waters, Lindy	2	3	1	1	0	0	1	2	3	3	5	1	0	0	11
24	Dillard, Davon	4	7	1	1	1	1	2	1	3	1	10	1	1	0	13
32	Underwood, Tyler	0	0	0	0	0	0	0	0	0	0	0	0	0	0	1
33	Reeves, Trey	0	0	0	0	0	0	0	0	0	0	0	0	0	0	1
34	Lienhard, Will	0	0	0	0	0	0	0	0	0	0	0	0	0	0	2
TEAM										1	3	4				
Totals		33	66	9	20	24	29	17	27	44	20	99	24	7	1	200

TOTAL FG%	1st Half: 19-35 54.3%	2nd Half: 14-31 45.2%	Game: 50.0%	DEADBALL
3-PT FG%	1st Half: 5-10 50.0%	2nd Half: 4-10 40.0%	Game: 45.0%	REBOUNDS
F Throw %	1st Half: 16-19 84.2%	2nd Half: 8-10 80.0%	Game: 82.8%	3

Officials: John Higgins, Chris Rastatter, Marques Pettigrew
Technical fouls: Arkansas-TEAM. Oklahoma State-None.
Attendance: 13611

Score by Periods	1st	2nd	Total
Arkansas	33	38	71
Oklahoma State	59	40	99

Points in the paint-AR 32 OSU 40. Points off turnovers-AR 5 OSU 23.
2nd chance points-AR 18 OSU 14. Fast break points-AR 6 OSU 18.
Bench points-AR 29 OSU 33. Score tied 0 times. Lead changed 0 times.
Last FG-AR 2nd-04:53. OSU 2nd-00:24.
Largest lead-AR None. OSU by 30 2nd-17:39.
AR led for 00:00. OSU led for 39:43. Game was tied for 00:17.



INSIDE THE COWBOY RECORD BOOKS

CAREER 3FG MADE, ALL GAMES

1.	300	Phil Forte (2012-Pr)
2.	299	Keiton Page (2008-12)
3.	279	Randy Rutherford (1992-95)
4.	245	Obi Muonelo (2006-10)
5.	228	Adrian Peterson (1995-99)
6.	225	James Anderson (2007-10)
7.	197	JamesOn Curry (2004-07)
8.	182	Joe Adkins (1996-2000)
9.	175	John Lucas (2003-05)
10.	170	Brooks Thompson (1992-94)

CAREER 3FG ATTEMPTED, ALL GAMES

1.	812	Keiton Page (2008-12)
2.	766	Phil Forte (2012-Pr)
3.	668	Randy Rutherford (1992-95)
4.	634	Obi Muonelo (2006-10)

CAREER POINTS

1.	2,379	Byron Houston (1988-92)

6.	1,702	Desmond Mason (1996-00)
7.	1,669	Bob Kurland (1942-46)
8.	1,655	Markel Brown (2010-14)
9.	1,651	Keiton Page (2008-12)
10.	1,602	Phil Forte (2012-Pr)
11.	1,542	Matt Clark (1978-83)
12.	1,541	Randy Rutherford (1992-95)

CAREER FREE THROW PCT., ALL GAMES

1.	89.5	John Lucas (2003-05)	162-181
2.	87.7	Phil Forte (2012-Pr)	372-424
3.	86.2	Mark Tucker (1977-79)	188-218
4.	85.9	Keiton Page (2008-12)	360-419
5.	84.9	Arlen Clark (1956-59)	437-515
6.	84.0	Henry "Moe" Iba (1959-62)	126-150
7.	83.8	John Starks (1987-88)	114-136
8.	83.8	Jerry Adair (1956-58)	191-228
9.	82.4	Darwyn Alexander (1988-92)	341-414
10.	81.9	Joey Graham (2003-05)	235-287

FREE THROWS MADE IN A CAREER

1.	698	Byron Houston (1988-92)
2.	618	Bryant Reeves (1991-95)
3.	539	Le'Bryan Nash (2011-15)
4.	488	Byron Eaton (2005-09)
5.	462	Bob Mattick (1951-54)
6.	437	Arlen Clark (1956-59)
7.	420	James Anderson (2007-10)
8.	407	Markel Brown (2010-14)
9.	404	Matt Clark (1978-83)
10.	388	Olus Holder (1974-78)
11.	372	Phil Forte (2012-Present)
12.	360	Keiton Page (2008-12)
13.	354	Adrian Peterson (1995-99)
14.	351	Fredrik Jönzén (1998-2002)

FREE THROWS ATTEMPTED IN A CAREER

1.	956	Byron Houston (1988-92)

15.	468	Desmond Mason (1996-2000)
16.	461	Ivan McFarlin (2001-05)
17.	455	Adrian Peterson (1995-99)
18.	424	Phil Forte (2012-Pr)
19.	419	Keiton Page (2008-12)
20.	415	Clayton Carter (1953-56)
21.	414	Darwyn Alexander (1988-92)
22.	413	Victor Williams (2000-03)
23.	391	Bob Harris (1946-49)

GAMES PLAYED/STARTED IN A CAREER

1.	136	133	Bryant Reeves (1991-95)
	136	113	Byron Eaton (2005-09)
3.	134	108	Keiton Page (2008-12)
	134	103	Markel Brown (2010-14)
	134	89	Terrel Harris (2005-09)
6.	132	131	Ivan McFarlin (2001-05)
7.	130	83	Fredrik Jönzén (1998-2002)
8.	129	109	Desmond Mason (1996-2000)
	129	82	Chianti Roberts (1993-97)
10.	128	108	Darwyn Alexander (1988-92)
	128	95	Corey Williams (1988-92)
	128	89	Joe Adkins (1996-2000)
13.	127	124	Byron Houston (1988-92)
14.	126	120	Le'Bryan Nash (2011-15)
	126	61	Terry Collins (1991-95)
	126	—	Blake Williams (1944-48)
17.	123	66	Phil Forte (2012-Pr)
	123	—	J.L. Parks (1944-46, 47-49)
19.	122	120	Adrian Peterson (1995-99)
20	121	71	Marshall Moses (2007-11)
	121	45	Andre Williams (1999-2003)
22.	120	—	Joe Bradley (1945-49)
23.	119	24	Nick Sidorakis (2007-11)
24.	118	76	Obi Muonelo (2006-10)
	118	—	Bob Kurland (1942-46)
26.	114	67	Royce Jeffries (1986-90)
27.	113	14	Terrence Crawford (2000-02, 03-05)

CAREER 3FG PERCENTAGE, BIG 12 GAMES

1.	45.0	John Lucas (2004-05)
2.	44.8	Glendon Alexander (1999-2000)
3.	40.6	Obi Muonelo (2007-10)
4.	39.7	Phil Forte (2012-Pr)
5.	39.3	JamesOn Curry (2005-07)
6.	39.1	Desmond Mason (1997-2000)
7.	38.4	James Anderson (2008-10)
8.	37.7	Byron Eaton (2006-09)
9.	37.4	Melvin Sanders (2001-03)
10.	37.1	Adrian Peterson (1997-99)

CAREER POINTS, BIG 12 GAMES

1.	1,026	Le'Bryan Nash (2011-15)
2.	969	Markel Brown (2011-14)
3.	863	James Anderson (2008-10)
4.	829	Adrian Peterson (1997-99)
5.	819	Keiton Page (2009-12)
6.	807	Desmond Mason (1997-2000)
7.	806	Phil Forte (2012-Pr)
8.	733	Byron Eaton (2006-09)
9.	710	Ivan McFarlin (2002-05)
10.	702	Victor Williams (2001-03)

CAREER STEALS, ALL GAMES

1.	267	Byron Eaton (2005-09)

6.	167	Darwyn Alexander (1988-92)
7.	159	Byron Houston (1988-92)
8.	158	Victor Williams (2000-03)
	158	Desmond Mason (1996-00)
10.	155	Matt Clark (1978-83)
11.	154	Joe Adkins (1996-00)
12.	153	Phil Forte (2012-Pr)
13.	151	Chianti Roberts (1993-97)

CAREER STEALS, BIG 12 GAMES

1.	107	Byron Eaton (2006-09)

5.	80	Keiton Page (2009-12)
6.	77	Desmond Mason (1997-00)
7.	75	Terrel Harris (2006-09)
9.	72	Phil Forte (2012-Pr)
8.	72	Ivan McFarlin (2002-05)

CAREER STEALS PER GAME (MINIMUM 60)

1.	2.9	188	Marcus Smart (2012-14) *

9.	1.9	136	Richard Dumas (1987-90)
10.	1.7	158	Victor Williams (2000-03)
	1.7	99	Maurice Baker (2000-02)
12.	1.5	65	Jawun Evans (2015-Pr)
	1.5	143	Doug Gottlieb (1997-2000)
14.	1.4	155	Matt Clark (1978-83)
	1.4	95	Daniel Bobik (2003-05)
	1.4	130	Melvin Sanders (2000-03)
17.	1.3	140	Marcus Dove (2003-08)
	1.3	88	Sean Sutton (1990-92)
	1.3	167	Darwyn Alexander (1988-92)
	1.3	173	Terrel Harris (2005-09)
	1.3	170	Ivan McFarlin (2001-05)
	1.3	159	Byron Houston (1988-92)
23.	1.2	153	Phil Forte (2012-Pr)
	1.2	158	Desmond Mason (1996-2000)
	1.2	154	Joe Adkins (1996-2000)
	1.2	117	Randy Rutherford (1992-95)
	1.2	151	Chianti Roberts (1993-97)
	1.2	78	Jeff Newberry (2015-16)

20-POINT GAMES IN A CAREER

1.	56	Bryant Reeves (1991-95)

8.	27	Keiton Page (2008-12)
9.	26	Leroy Combs (1979-83)
	26	Bob Kurland (1942-46)
11.	24	Kevin Fitzgerald (1971-74)
12.	23	Phil Forte (2012-Pr)
13.	22	Marcus Smart (2012-14)
	22	Richard Dumas (1987-90)
15.	21	Markel Brown (2010-14)
	21	Mario Boggan (2005-07)
	21	Ed Odorn (1978-80)
18.	20	JamesOn Curry (2004-07)
	20	John Lucas (2003-05)
	20	Ronnie Daniel (1973-77)

ASSISTS PER GAME IN A CAREER

1.	8.2	793	Doug Gottlieb (1997-2000)
2.	6.3	397	Andre Owens (1994-96)
3.	5.5	153	Jay Davis (1986-87)
4.	5.4	339	Brooks Thompson (1992-94)
5.	5.2	218	Jawun Evans (2015-Pr)
6.	5.0	264	Eddie Hannon (1980-82)
7.	4.8	287	Marcus Smart (2012-14)
8.	4.6	137	John Starks (1987-88)
9.	4.5	295	Sean Sutton (1990-92)
10.	4.3	293	John Lucas (2003-05)

ASSIST/TO RATIO IN A CAREER

	Ratio	Player (Season)	Ast	TO
1.	3.69	Scott Sutton (1992-94)	181	49
2.	2.99	Doug Gottlieb (1997-2000)	793	265
3.	2.48	John Lucas (2003-05)	293	118
4.	2.39	Jay Davis (1986-87)	153	64
5.	2.18	Anthony Hickey (2014-15)	109	50
6.	2.11	Sean Sutton (1990-92)	295	140
7.	2.09	Win Case (1983-85)	215	103
8.	2.05	Tyree Griffin (2014-16)	152	74
9.	1.98	Jawun Evans (2015-Pr)	218	110
10.	1.91	Andre Owens (1994-96)	397	208



NATIONAL POLLS / SUPERLATIVES / OSU'S RECORD WHEN ...

NATIONAL POLLS (JAN. 23)

AP POLL

RK	TEAM	RECORD	PTS
1	Villanova (35)	19-1	1,591
2	Kansas (28)	18-1	1,572
3	Gonzaga (2)	19-0	1,471
4	Kentucky	17-2	1,414
5	Baylor	18-1	1,379
6	Florida State	18-2	1,215
7	Arizona	18-2	1,190
8	UCLA	19-2	1,177
9	North Carolina	18-3	1,171
10	Oregon	18-2	1,035
11	Butler	17-3	914
12	Virginia	15-3	803
13	Louisville	16-4	796
14	Notre Dame	17-3	767
15	Wisconsin	16-3	746
16	Creighton	18-2	731
17	Duke	15-4	628
18	West Virginia	15-4	569
19	Cincinnati	17-2	478
20	Purdue	16-4	412
21	Saint Mary's	17-2	290
22	Maryland	17-2	261
23	South Carolina	15-4	171
24	Xavier	14-5	146
25	Florida	14-5	47

Others receiving votes: Kansas State 41, SMU 33, Northwestern 28, UNC Wilmington 14, Iowa State 12, Virginia Tech 7, USC 6, Dayton 6, Illinois State 1, Akron 1, Utah 1, Middle Tennessee 1

USA TODAY COACHES POLL

RK	TEAM	RECORD	PTS
1	Kansas (18)	18-1	785
2	Villanova (11)	19-1	773
3	Gonzaga (3)	19-0	734
4	Kentucky	17-2	696
5	Baylor	18-1	666
6	North Carolina	18-3	577
7	UCLA	19-2	552
8	Florida State	18-2	550
9	Arizona	18-2	549
10	Oregon	18-2	513
11	Butler	17-3	410
12	Notre Dame	17-3	407
13	Virginia	15-3	405
14	Louisville	16-4	374
15	Wisconsin	16-3	366
16	Creighton	18-2	358
17	Duke	15-4	298
18	West Virginia	15-4	290
19	Cincinnati	17-2	264
20	Purdue	16-4	187
21	Saint Mary's	17-2	143
22	Xavier	14-5	138
23	Maryland	17-2	106
24	South Carolina	15-4	100
25	Florida	14-5	37

Others receiving votes: Northwestern 21, UNC Wilmington 21, Kansas State 17, Indiana 16, USC 16, SMU 16, Iowa State 4, New Mexico State 4, Middle Tennessee 4, Miami 2, Nevada 1

OSU'S RECORD WHEN...

Overall	13-8
Big 12 Conference games only	2-6
Non-Conference games only	11-2
Home games	8-3
Away games	3-4
Neutral games	2-1
vs. KenPom Top 50	4-7
vs. KenPom 51-100	1-1
Leading at halftime	13-5
Tied / Trailing at halftime	0-3
Shooting 50 percent or better	7-1
Shooting less than 50 percent	6-7
Shooting same as or better than opponent	8-3
Shooting worse than opponent	5-5
Opp. shoots 50 pct. or better	2-4
Opp. shoots less than 50 pct.	8-4
Opp. shoots less than 40 pct.	3-0
Out-rebounding opponent	10-4
Opp. has more or same # of rebounds	2-5
Committing fewer TOs than opponent	10-2
Committing more or same # of TOs	3-6
Forced less than 10 turnovers	0-0
Forced 10-14 turnovers	2-6
Forced 15-19 turnovers	5-2
Forced 20-plus turnovers	6-0
Making more FTs than opponent	8-2
Making fewer or same # of FTs	5-6
Scoring 80-plus points	2-3
Scoring 90-plus points	5-0
Scoring 100-plus points	5-0
Opponent scores less than 50 points	0-0
Opponent scores less than 60 points	0-0
Opponent scores less than 70 points	4-1
Opponent scores less than 80 points	6-2
Opponent scores 80-plus points	1-2
Opponent scores 90-plus points	2-3
Opponent scores 100-plus points	0-1
Final Margin: 1-3 points	0-2
4-10 points	2-4
11-15 points	2-0
16-19 points	3-1
20-plus points	6-1
National television	0-0
ABC	0-0
CBS	0-0
CBS Sports	1-0
ESPN	0-1
ESPN2	1-2
ESPNU	5-2
ESPNews	0-1
Longhorn Network	0-1
Fox Sports 1	0-0
FSN / FCS	5-0
Big Ten Network	0-1
TNT	0-0
TBS	0-0
Internet broadcast (ESPN3)	1-0

COWBOY SUPERLATIVES

Points

35	Jawun Evans vs UConn, 11-21-16
34	Jawun Evans vs Campbell, 11-11-16
31	Phil Forte vs Central Arkansas, 11-14-16

20-Point Games

10	Jeffrey Carroll, last at Texas Tech, 1-21-17
8	Jawun Evans, last vs TCU, 1-23-17
4	Phil Forte, last at Texas Tech, 1-21-17

10-Rebound Games

3	Jeffrey Carroll, last vs TCU, 1-23-17
1	Mitchell Solomon vs Texas A&M-CC, 12-22-16
1	Cameron McGriff vs Campbell, 11-11-16
1	Leyton Hammonds vs New Orleans, 11-16-16

Assists

11	Jawun Evans vs West Virginia, 12-30-16
8	Jawun Evans vs Arkansas, 1-28-17
8	Jawun Evans vs TCU, 1-23-17
8	Jawun Evans vs New Orleans, 11-16-16
8	Jawun Evans vs Central Arkansas, 11-14-16

5-Assist Games

12	Jawun Evans, last vs K-State, 1-18-17
----	---------------------------------------

Steals

5	Jawun Evans vs Rogers State, 11-30-16
5	Jawun Evans vs Campbell, 11-11-16
5	Lindy Waters vs Georgetown, 11-23-16
5	Jawun Evans vs UConn, 11-21-16

4-Steal Games

3	Jawun Evans, last vs Rogers State, 11-30-16
1	Phil Forte vs UConn, 11-21-16
1	Lindy Waters vs Georgetown, 11-23-16
1	Brandon Averette vs Georgetown, 11-23-16

Blocks

4	Mitchell Solomon vs Iowa State, 1-11-17
3	Lucas N'Guessan vs Campbell, 11-11-16

Double-Doubles by Player

Jeffrey Carroll (3)
20 points, 11 rebounds vs Central Arkansas, 11-14-16
15 points, 12 rebounds vs Maryland, 12-03-16
19 points, 10 rebounds vs TCU, 1-23-17

Leyton Hammonds (1)

15 points, 13 rebounds vs New Orleans, 11-16-16

Jawun Evans (1)

15 points, 11 assists vs West Virginia, 12-30-16
--




PLAYER SPOTLIGHT

O BRANDON AVERETTE

Point Guard ▶ 5-11 ▶ 175 ▶ Freshman ▶ Richardson, Texas (Richardson High School)

(Pronounced: AA-vurr-et-te)



- ▶ Big 12 Newcomer of the Week for Dec. 12, 2016.
- ▶ Had a career high game against Tulsa with 17 points.
- ▶ Averaging 13.5 points, 3.5 assists on 64.7 percent shooting over the last two games.
- ▶ Coming-out party against Georgetown featured 12 points, four assists and four steals.
- ▶ Became the first signee of the Underwood era at Oklahoma State on April 14, 2016.
- ▶ Led all DFW area 6A players in scoring in 2016 with an average of 22.6 points.
- ▶ Two-time District 10-6A Most Valuable Player and a two-time All-Region selection by the Texas Association of Basketball Coaches (TABC).
- ▶ MaxPreps ranked Averette as the No. 17 player in the state of Texas, while 247Sports tabbed him as the No. 20 recruit in the Lone Star state.
- ▶ Not just a scorer, Averette also averaged 6.0 assists and 4.6 rebounds per game in 2015-16.
- ▶ Helped Richardson post a 27-7 record as a senior.
- ▶ Posted a triple-double against Highland Park with 17 points, 11 assists and 10 rebounds.
- ▶ Earned All-Area second team honors from the Dallas Morning News.

AVERETTE AGAINST TONIGHT'S OPPONENT

Opponent	Date	GS	Min	FG	FGA	3FG	FGA	FT	FTA	Off	Def	Tot	PF	A	TO	Blk	Stl	Pts
First career meeting																		

2016-17 GAME-BY-GAME STATS

Opponent	Date	TOTAL			3-PTS			REBOUNDS											Pts	Avg			
		GS	Min	FG	FGA	Pct	3FG	FGA	Pct	FT	FTA	Pct	Off	Def	Tot	Avg	PF	FO			A	TO	Blk
CAMPBELL	11/11/16	13	2	3	.667	0	0	.000	1	1	1.000	0	2	2	2.0	2	0	0	2	0	0	5	5.0
CENTRAL ARKANSAS	11/14/16	6	0	3	.000	0	1	.000	0	0	.000	0	1	1	1.5	2	0	1	1	0	2	0	2.5
NEW ORLEANS	11/16/16	21	1	8	.125	0	0	.000	6	6	1.000	0	3	3	2.0	1	0	3	2	0	1	8	4.3
vs UConn	11/21/16	3	0	0	.000	0	0	.000	0	0	.000	0	0	0	1.5	0	0	0	0	0	0	0	3.3
vs North Carolina	11/22/16	11	2	5	.400	0	0	.000	1	2	.500	0	0	0	1.2	2	0	1	1	0	1	5	3.6
vs Georgetown	11/23/16	14	6	8	.750	0	0	.000	0	0	.000	0	0	0	1.0	1	0	4	2	0	4	12	5.0
ROGERS STATE	11/30/16	17	5	9	.556	2	2	1.000	3	4	.750	0	0	0	0.9	3	0	3	0	0	2	15	6.4
at Maryland	12/03/16	8	2	2	1.000	1	1	1.000	0	0	.000	0	1	1	0.9	2	0	1	3	0	0	5	6.3
at Tulsa	12/10/16	37	7	17	.412	0	1	.000	3	6	.500	1	2	3	1.1	2	0	3	5	0	3	17	7.4
ARKANSAS-PINE BLUFF	12/14/16	19	3	9	.333	1	3	.333	2	2	1.000	0	1	1	1.1	2	0	1	3	0	1	9	7.6
at Wichita State	12/17/16	19	1	4	.250	0	0	.000	6	9	.667	0	4	4	1.4	4	0	3	5	0	2	8	7.6
A&M-CORPUS CHRISTI	12/22/16	21	4	9	.444	1	2	.500	2	2	1.000	0	2	2	1.4	0	0	2	2	0	2	11	7.9
WEST VIRGINIA	12/30/16	13	0	2	.000	0	0	.000	0	0	.000	0	1	1	1.4	2	0	1	2	0	0	0	7.3
at Texas	01/04/17	8	1	3	.333	1	1	1.000	0	0	.000	1	2	3	1.5	2	0	0	0	0	0	3	7.0
at Baylor	01/07/17	15	1	3	.333	0	1	.000	1	2	.500	0	2	2	1.5	2	0	4	1	0	0	3	6.7
IOWA STATE	01/11/17	18	0	0	.000	0	0	.000	0	0	.000	0	5	5	1.8	0	0	5	2	0	0	0	6.3
at Kansas	01/14/17	15	1	2	.500	0	0	.000	0	0	.000	1	3	4	1.9	3	0	0	0	0	0	2	6.1
KANSAS STATE	01/18/17	15	0	1	.000	0	0	.000	2	2	1.000	0	1	1	3.0	3	0	3	1	0	3	2	2.0
at Texas Tech	01/21/17	22	1	2	.500	1	1	1.000	0	2	.000	0	1	1	1.8	2	0	2	4	0	1	3	5.7
TCU	01/23/17	13	3	7	.429	0	0	.000	0	0	.000	0	0	0	1.7	0	0	1	0	0	0	6	5.7
ARKANSAS	01/28/17	17	3	6	.500	0	1	.000	2	2	1.000	0	2	2	1.7	0	0	0	1	0	0	8	5.8

CAREER GAME HIGHS / SUPERLATIVES

Points	17, at Tulsa, 2016-17
Rebounds	5, vs Iowa State, 2016-17
Field Goals	7, at Tulsa, 2016-17
Field Goals Att.	17, at Tulsa, 2016-17
Three-Point FG	2, vs Rogers State, 2016-17
Three-Point FG Att.	3, vs Arkansas-Pine Bluff, 2016-17
Free Throws Made	6, 2x. last vs Wichita State, 2016-17
Free Throws Att.	9, at Wichita State, 2016-17
Assists	5, vs Iowa State, 2016-2017
Steals	4, vs Georgetown, 2016-17
Blocks	-
Minutes	37, at Tulsa, 2016-17

Miscellaneous	Career
Games with 10+ points	4
Games with 20+ points	0
Games with 5+ rebounds	1
Games with 10+ rebounds	0
Games with 3+ assists	8
Games with 2+ steals	7
Games with 2+ blocks	0
Double-Doubles	0
Games led team in points	1
Games led team in rebounds	0
Games led team in assists	2
Games led team in steals	3
Games led team in blocks	0

CAREER STATS

Year	GP	GS	Min	Avg	-----Total-----			-----3-PTS-----			-----Rebounds-----											Pts	Avg		
					FG	FGA	Pct	FG	FGA	Pct	FT	FTA	Pct	Off	Def	Tot	Avg	PF	FO	Ast	TO			Blk	Stl
2016-17	21	1	325	15.5	43	103	.417	7	14	.500	29	40	.725	3	33	36	1.7	35	0	38	37	0	22	122	5.8
TOTAL	21	1	325	15.5	43	103	.417	7	14	.500	29	40	.725	3	33	36	1.7	35	0	38	37	0	22	122	5.8

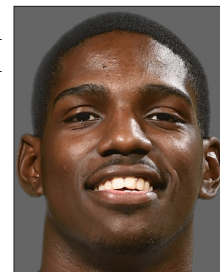


PLAYER SPOTLIGHT

1 JAWUN EVANS

Point Guard ► 6-1 ► 185 ► Sophomore ► Dallas, Texas (Kimball High School)

(Pronounced: JUH-won)



- Big 12 Player of the Week for Dec. 5 after 20.5 points, 4.5 assists and 3.5 steals per game.
- Recorded first career double-double with 15 points and a career-high 11 assists against No. 11 West Virginia.
- Maui Invitational All-Tournament team selection after a pair of 30-plus point games against UConn and North Carolina.
- Named to the NCAA's "All-Week Team" after the Maui Invite.
- Poured in a game-high 34 points in the season opener (26 by halftime), which is the 28th best scoring game in OSU history.
- 2017 Naismith Trophy and Bob Cousy Point Guard of the Year Award watch list member.
- Preseason All-Big 12 First Team selection.
- Named Big 12 Freshman of the Year and All-Big 12 honorable mention after a standout freshman season.
- Led all Big 12 freshmen in scoring (12.9 PPG), assists (4.9 apg), assist-to-turnover ratio (1.9 A/TO), field goal percentage (47.1), 3-point field goal percentage (47.5) and free throw percentage (83.3).
- Three-time recipient of the Big 12 Newcomer of the Week award (Jan. 25, Jan. 18, Dec. 25).
- In the six games prior to his injury, Evans averaged 19.5 points, 6.0 rebounds and 6.3 assists per game - all team highs.
- Scored a career-high 42 points at home against Oklahoma, marking the most ever scored in a Bedlam game by any player (OSU or OU) and second-most points scored by a Big 12 freshman all time.

EVANS AGAINST TONIGHT'S OPPONENT

Opponent	Date	GS	Min	FG	FGA	3FG	FGA	FT	FTA	Off	Def	Tot	PF	A	TO	Blk	Stl	Pts
OKLAHOMA	11/13/2016	*	39	18	31	2	2	4	5	2	5	7	0	6	5	0	1	42

2016-17 GAME-BY-GAME STATS

		TOTAL						3-PTS			REBOUNDS													
Opponent	Date	GS	Min	FG	FGA	Pct	3FG	FGA	Pct	FT	FTA	Pct	Off	Def	Tot	Avg	PF	FO	A	TO	Blk	Stl	Pts	Avg
CAMPBELL	11/11/16	*	27	11	18	.611	2	2	1.000	10	11	.909	2	4	6	6.0	2	0	3	2	0	5	34	34.0
CENTRAL ARKANSAS	11/14/16	*	30	8	11	.727	0	0	.000	7	10	.700	1	4	5	5.5	3	0	8	3	1	3	23	28.5
NEW ORLEANS	11/16/16	*	19	5	9	.556	1	2	.500	2	2	1.000	0	1	1	4.0	1	0	8	1	0	1	13	23.3
vs UConn	11/21/16	*	31	10	26	.385	3	5	.600	12	17	.706	1	3	4	4.0	4	0	6	1	0	5	35	26.3
vs North Carolina	11/22/16	*	27	13	25	.520	2	5	.400	2	4	.500	1	1	2	3.6	1	0	1	3	0	1	30	27.0
vs Georgetown	11/23/16	*	28	5	15	.333	1	2	.500	2	2	1.000	0	0	0	3.0	0	0	6	1	0	2	13	24.7
ROGERS STATE	11/30/16	*	27	7	16	.438	1	2	.500	10	11	.909	1	3	4	3.1	3	0	4	3	0	5	25	24.7
at Maryland	12/03/16	*	33	7	17	.412	0	1	.000	2	3	.667	2	3	5	3.4	2	0	5	2	0	2	16	23.6
at Tulsa	12/10/16	DNP																						
ARKANSAS-PINE BLUFF	12/14/16	*	22	2	5	.400	1	1	1.000	0	0	.000	0	1	1	3.1	1	0	2	4	1	0	5	21.6
at Wichita State	12/17/16	*	24	9	16	.563	3	5	.600	1	2	.500	3	2	5	3.3	2	0	4	4	1	3	22	21.6
A&M-CORPUS CHRISTI	12/22/16	*	17	1	6	.167	0	0	.000	4	4	1.000	0	1	1	3.1	4	0	4	3	0	1	6	20.2
WEST VIRGINIA	12/30/16	*	32	3	9	.333	0	2	.000	9	14	.643	1	1	2	3.0	3	0	11	5	0	0	15	19.8
at Texas	01/04/17	*	29	5	10	.500	2	3	.667	7	7	1.000	0	3	3	3.0	5	1	4	5	0	1	19	19.7
at Baylor	01/07/17	*	24	2	12	.167	1	3	.333	3	5	.600	2	1	3	3.0	4	0	5	3	0	1	8	18.9
IOWA STATE	01/11/17	*	26	4	14	.286	0	3	.000	4	4	1.000	0	1	1	2.9	3	0	7	3	0	1	12	18.4
at Kansas	01/14/17	*	34	6	22	.273	0	2	.000	3	3	1.000	0	1	1	2.8	4	0	6	4	1	2	15	18.2
KANSAS STATE	01/18/17	*	26	7	17	.412	1	4	.250	5	5	1.000	0	0	0	1.6	4	0	7	3	0	3	20	14.8
at Texas Tech	01/21/17	*	17	2	5	.400	0	1	.000	3	4	.750	0	2	2	2.6	4	0	3	2	0	2	7	17.7
TCU	01/23/17	*	35	11	17	.647	2	4	.500	3	3	1.000	0	2	2	2.5	1	0	8	1	0	1	27	18.2
ARKANSAS	01/28/17	*	29	4	8	.500	1	2	.500	7	8	.875	2	5	7	2.8	1	0	8	1	0	1	16	18.1

CAREER GAME HIGHS / SUPERLATIVES

Points	42, vs Oklahoma, 2016
Rebounds	8, at Texas, 2016
Field Goals	18, vs Oklahoma, 2016
Field Goals Att.	31, vs Oklahoma, 2016
Three-Point FG	3, 3x, last vs Wichita State, 2016-17
Three-Point FG Att.	5, 3x, last at Wichita State, 2016-17
Free Throws Made	12, vs UConn, 2016-17
Free Throws Att.	17, vs UConn, 2016-17
Assists	11, vs West Virginia, 2016-17
Steals	5, 3x, last vs Rogers State, 2016-17
Blocks	4, 4x, last vs Baylor, 2016
Minutes	39, vs Oklahoma, 2016

Miscellaneous	Career
Games with 10+ points	24
Games with 20+ points	12
Games with 30+ points	4
Games with 5+ rebounds	16
Games with 10+ rebounds	0
Games with 3+ assists	35
Games with 2+ steals	16
Games with 2+ blocks	0
Double-Doubles	1
Games led team in points	16
Games led team in rebounds	6
Games led team in assists	34
Games led team in steals	21
Games led team in blocks	3

CAREER STATS

Year	GP	GS	Min	Avg	-----Total-----			-----3-PTS-----			FT	FTA	Pct	-----Rebounds-----				PF	FO	Ast	TO	Blk	Stl	Pts	Avg
					FG	FGA	Pct	FG	FGA	Pct				Off	Def	Tot	Avg								
2015-16	22	20	635	28.9	97	206	.471	19	40	.475	70	84	.833	10	86	96	4.4	54	1	108	56	4	25	283	12.9
2016-17	20	20	537	26.9	122	278	.439	21	49	.429	96	119	.807	16	39	55	2.8	52	1	110	54	4	40	361	18.1
TOTAL	42	40	1172	27.9	219	484	.452	40	89	.449	166	203	.818	26	125	151	3.6	106	2	218	110	8	65	644	15.3




PLAYER SPOTLIGHT

4 THOMAS DZIAGWA

Guard ▶ 6-4 ▶ 180 ▶ Freshman ▶ Temple Terrace, Fla. (Tampa Catholic High School)

(Pronounced: DUH-zawg-wuh)



- ▶ Posted a career-high 14 points in the Cowboys 102-66 win over Arkansas-Pine Bluff.
- ▶ Scored 11 points in the final 10 minutes in the road win over Tulsa, including a pair of free throws with 1.1 on the clock.
- ▶ 10-of-10 from the free throw line to open his OSU career.
- ▶ Broke the 31-year old Tampa Catholic career scoring record with 2,162 career points.
- ▶ Averaged 22.5 points per game as a senior in 2016.
- ▶ Played for his father, Don, at Tampa Catholic High School.
- ▶ Named to the Tampa Bay Times All-Tampa Bay and All-Hillsborough County first teams.
- ▶ Led the Crusaders to the state semifinals for the first time since 2011, and posted a 26-5 record in 2016.
- ▶ Won the 3-point contest and played in the Tampa Bay Basketball Coaches Association All-Star game.
- ▶ Played in the inaugural Battle of the Beast, an all-star game in Tampa that pitted the top seniors from Florida.
- ▶ First-team All-State selection in Class 4A by the Florida Association of Basketball Coaches as both a junior and a senior.
- ▶ As a junior, FloridaHoops.com ranked Dziagwa as a four-star recruit, and the No. 25 player in Florida regardless of position.
- ▶ As a junior, he averaged 26.8 points and 4.5 assists per game while playing for his father, Don, at Tampa Catholic. He shot 38 percent from 3-point range and made 119 3-pointers, an average of 4.1 per game.

DZIAGWA AGAINST TONIGHT'S OPPONENT

Opponent	Date	GS	Min	FG	FGA	3FG	FGA	FT	FTA	Off	Def	Tot	PF	A	TO	Blk	Stl	Pts
First career meeting																		

2016-17 GAME-BY-GAME STATS

Opponent	Date	TOTAL					3-PTS			REBOUNDS											Pts	Avg		
		GS	Min	FG	FGA	Pct	3FG	FGA	Pct	FT	FTA	Pct	Off	Def	Tot	Avg	PF	FO	A	TO			Blk	Stl
CAMPBELL	11/11/16	9	1	5	.200	1	3	.333	0	0	.000	1	1	2	2.0	0	0	2	0	1	3	3.0		
CENTRAL ARKANSAS	11/14/16	4	2	3	.667	2	3	.667	0	0	.000	0	0	0	1.0	1	0	0	0	0	6	4.5		
NEW ORLEANS	11/16/16	10	1	2	.500	1	2	.500	0	0	.000	0	0	0	0.7	1	0	0	2	0	3	4.0		
vs UConn	11/21/16	DNP																						
vs North Carolina	11/22/16	6	1	2	.500	1	2	.500	2	2	1.000	1	2	3	1.3	0	0	0	0	0	5	4.3		
vs Georgetown	11/23/16	6	2	2	1.000	2	2	1.000	2	2	1.000	0	2	2	1.4	1	0	0	0	0	2	8	5.0	
ROGERS STATE	11/30/16	10	0	3	.000	0	3	.000	2	2	1.000	1	1	2	1.5	0	0	1	0	0	1	2	4.5	
at Maryland	12/03/16	0	0	0	.000	0	0	.000	0	0	.000	0	0	0	1.3	0	0	0	0	0	0	0	3.9	
at Tulsa	12/10/16	19	3	9	.333	3	6	.500	2	2	1.000	0	0	0	1.1	2	0	1	0	0	0	11	4.8	
ARKANSAS-PINE BLUFF	12/14/16	22	4	7	.571	4	6	.667	2	2	1.000	1	1	2	1.2	3	0	2	0	0	3	14	5.8	
at Wichita State	12/17/16	15	3	4	.750	3	4	.750	0	0	.000	0	0	0	1.1	4	0	2	0	0	0	9	6.1	
A&M-CORPUS CHRISTI	12/22/16	19	4	8	.500	3	7	.429	0	0	.000	0	0	0	1.0	1	0	0	1	0	2	11	6.5	
WEST VIRGINIA	12/30/16	3	0	2	.000	0	1	.000	0	0	.000	0	0	0	0.9	0	0	0	1	0	0	0	6.0	
at Texas	01/04/17	14	3	6	.500	1	4	.250	0	0	.000	0	0	0	0.8	0	0	0	3	2	0	0	7	6.1
at Baylor	01/07/17	5	0	3	.000	0	2	.000	0	0	.000	1	0	1	0.9	1	0	0	0	0	0	0	5.6	
IOWA STATE	01/11/17	9	1	4	.250	1	4	.250	0	0	.000	0	0	0	0.8	0	0	0	0	0	0	3	5.5	
at Kansas	01/14/17	DNP																						
KANSAS STATE	01/18/17	3	0	1	.000	0	1	.000	0	0	.000	0	0	0	0.3	0	0	0	0	0	0	0	2.5	
at Texas Tech	01/21/17	7	2	3	.667	1	2	.500	0	0	.000	1	0	1	0.8	3	0	1	1	0	0	5	5.1	
TCU	01/23/17	2	0	0	.000	0	0	.000	0	0	.000	0	0	0	0.7	1	0	0	0	0	0	0	4.8	
ARKANSAS	01/28/17	3	0	1	.000	0	1	.000	0	0	.000	0	1	1	0.7	0	0	0	0	0	0	0	4.6	

CAREER GAME HIGHS / SUPERLATIVES

Points	14, vs Arkansas-Pine Bluff, 2016-17
Rebounds	3, vs North Carolina, 2016-17
Field Goals	4, 2x, last vs TAMU-CC, 2016-17
Field Goals Att.	9, at Tulsa, 2016-17
Three-Point FG	4, vs Arkansas-Pine Bluff, 2016-17
Three-Point FG Att.	7 vs TAMU-CC, 2016-17
Free Throws Made	2, 5x, last vs Arkansas-Pine Bluff, 2016-17
Free Throws Att.	2, 5x, last vs Arkansas-Pine Bluff, 2016-17
Assists	3, last at Texas, 2016-17
Steals	3, vs Arkansas-Pine Bluff, 2016-17
Blocks	-
Minutes	22, vs Arkansas-Pine Bluff, 2016-17

Miscellaneous	Career
Games with 10+ points	3
Games with 20+ points	0
Games with 5+ rebounds	0
Games with 10+ rebounds	0
Games with 3+ assists	0
Games with 2+ steals	3
Games with 2+ blocks	0
Double-Doubles	0
Games led team in points	0
Games led team in rebounds	0
Games led team in assists	0
Games led team in steals	2
Games led team in blocks	0

CAREER STATS

Year	GP	GS	Min	Avg	-----Total-----			-----3-PTS-----			-----Rebounds-----											Avg			
					FG	FGA	Pct	FG	FGA	Pct	FT	FTA	Pct	Off	Def	Tot	Avg	PF	FO	Ast	TO		Blk	Stl	Pts
2016-17	19	0	166	8.7	27	65	.415	23	53	.434	10	10	1.000	6	8	14	0.7	18	0	12	7	0	9	87	4.6
TOTAL	19	0	166	8.7	27	65	.415	23	53	.434	10	10	1.000	6	8	14	0.7	18	0	12	7	0	9	87	4.6




PLAYER SPOTLIGHT

5 TAVARIUS SHINE

Guard/Small Forward ▶ 6-6 ▶ 200 ▶ Junior ▶ Irving, Texas (MacArthur High School)

(Pronounced: tuh-VAR-iss)



- ▶ Saw action in 25 games, starting four, and upped his scoring production from 3.4 points as a freshman to 6.1 points as a sophomore.
- ▶ Returned from injury against Minnesota, and was a key part in OSU's defensive resurgence thanks to his length and energy on that end of the floor.
- ▶ Key five-game stretch in February featured 10.8 points per game on 51.9 percent shooting from 3-point.
- ▶ Registered five double-digit scoring games on the year.
- ▶ Among the team's best free throw shooters at 76.1 percent (35-of-46).
- ▶ Scored a career-high 14 points on the road at Texas, including going four-of-five from behind the arc.
- ▶ Played significant minutes and scored eight points off the bench, including back-to-back three-pointers, in a home win over No. 3 Kansas.
- ▶ Made first career start at Oklahoma, finishing with 11 points and five rebounds.
- ▶ Made first four attempts from three-point range against West Virginia, scoring all 12 points in the first half. Also tied a career high in blocks and steals.
- ▶ As a freshman, Shine posted 16 steals on the year, which was tops among OSU's reserve players.
- ▶ Proved a capable threat from 3-point with a mark of 31.8 percent from deep (21-of-66) in 2014-15. That clip ranked fifth among OSU players last year.

SHINE AGAINST TONIGHT'S OPPONENT

Opponent	Date	GS	Min	FG	FGA	3FG	FGA	FT	FTA	Off	Def	Tot	PF	A	TO	Blk	Stl	Pts
at Oklahoma	1/17/2015		22	2	5	0	3	0	0	0	0	0	1	0	2	0	0	4
OKLAHOMA	1/31/2015		11	1	2	1	2	1	2	1	0	1	1	0	1	0	0	4
vs Oklahoma	3/12/2015		11	0	3	0	3	0	0	0	2	2	3	0	1	0	0	0
OKLAHOMA	1/13/2016		12	0	1	0	1	0	0	0	1	1	1	0	0	0	0	0
Totals			56	3	11	1	9	1	2	1	3	4	6	0	4	0	0	8

2016-17 GAME-BY-GAME STATS

Opponent	Date	GS	TOTAL			3-PTS			REBOUNDS											Pts	Avg			
			Min	FG	FGA	Pct	3FG	FGA	Pct	FT	FTA	Pct	Off	Def	Tot	Avg	PF	FO	A			TO	Blk	Stl
CAMPBELL	11/11/16	*	12	0	3	.000	0	3	.000	0	2	.000	1	1	2	2.0	1	0	1	1	1	0	0	0.0
CENTRAL ARKANSAS	11/14/16		19	3	4	.750	2	3	.667	0	0	.000	1	0	1	1.5	3	0	0	1	0	0	8	4.0
NEW ORLEANS	11/16/16		15	2	4	.500	1	3	.333	3	4	.750	2	1	3	2.0	1	0	1	0	1	3	8	5.3
vs UConn	11/21/16		24	2	5	.400	1	3	.333	0	0	.000	1	1	2	2.0	2	0	1	0	0	1	5	5.3
vs North Carolina	11/22/16		16	0	2	.000	0	1	.000	1	2	.500	1	0	1	1.8	2	0	0	0	0	1	1	4.4
vs Georgetown	11/23/16		18	2	4	.500	0	2	.000	1	2	.500	0	1	1	1.7	2	0	3	0	1	2	5	4.5
ROGERS STATE	11/30/16		DNP																					
at Maryland	12/03/16		DNP																					
at Tulsa	12/10/16		DNP																					
ARKANSAS-PINE BLUFF	12/14/16		DNP																					
at Wichita State	12/17/16		DNP																					
A&M-CORPUS CHRISTI	12/22/16		DNP																					
WEST VIRGINIA	12/30/16		DNP																					
at Texas	01/04/17		DNP																					
at Baylor	01/07/17		DNP																					
IOWA STATE	01/11/17		DNP																					
at Kansas	01/14/17		DNP																					
KANSAS STATE	01/18/17		DNP																					
at Texas Tech	01/21/17		DNP																					
TCU	01/23/17		DNP																					
ARKANSAS	01/28/17		DNP																					

CAREER GAME HIGHS / SUPERLATIVES

Points	14 at Texas, 2016
Rebounds	9, vs Florida, 2016
Field Goals	5, at Texas, 2016
Field Goals Att.	12, at Iowa State, 2016
Three-Point FG	2, 3x, last vs Central Arkansas, 2016-17
Three-Point FG Att.	8, at Iowa State, 2016
Free Throws Made	5, at Oklahoma, 2016
Free Throws Att.	8, at Oklahoma, 2016
Assists	3, 2x, last vs Georgetown, 2016-17
Steals	3, vs New Orleans, 2016
Blocks	2, 4x, last at Oklahoma, 2016
Minutes	36, 2x, last vs Texas, 2016

Miscellaneous

	Career
Games with 10+ points	8
Games with 20+ points	0
Games with 5+ rebounds	7
Games with 10+ rebounds	0
Games with 3+ assists	2
Games with 2+ steals	8
Games with 2+ blocks	4
Double-Doubles	0
Games led team in points	1
Games led team in rebounds	2
Games led team in assists	1
Games led team in steals	12
Games led team in blocks	11

CAREER STATS


Year	GP	GS	Min	Avg	-----Total-----			-----3-PTS-----			-----Rebounds-----											Pts	Avg		
					FG	FGA	Pct	FG	FGA	Pct	FT	FTA	Pct	Off	Def	Tot	Avg	PF	FO	Ast	TO			Blk	Stl
2014-15	32	0	420	13.1	37	89	.416	21	66	.318	13	21	.619	16	36	52	1.6	49	0	10	24	8	16	108	3.4
2015-16	25	4	566	22.6	45	131	.344	27	87	.310	35	46	.761	16	67	83	3.3	70	2	14	27	9	19	152	6.1
2016-17	6	1	104	17.3	9	22	.409	4	15	.267	5	10	.500	6	4	10	1.7	11	0	6	2	3	7	27	4.5
TOTAL	63	5	1090	17.3	91	242	.376	52	168	.310	53	77	.688	38	107	145	2.3	130	2	30	53	20	42	287	4.6



PLAYER SPOTLIGHT

12 CAMERON MCGRUFF

Forward ▶ 6-7 ▶ 210 ▶ Freshman ▶ Grand Prairie, Texas (South Grand Prairie High School)



- ▶ Earned SportsCenter's Top Play on Nov. 23 for his game-changing dunk against Georgetown.
- ▶ 13 boards in the season opener, which are the 5th most off the bench in OSU history, and tied for the 10th most ever by an OSU freshman.
- ▶ Texas Association of Basketball Coaches Class 6A All-State team selection.
- ▶ Poured in 14.3 points, 7.4 rebounds and 1.6 assists per game as a senior.
- ▶ Named to the Dallas Morning News All-Area First Team.
- ▶ Back-to-back First Team All-District 8-6A honors as a junior and a senior.
- ▶ Led SGP to the UIL Regional Final, where they lost to the eventual state champion, DeSoto.
- ▶ Unanimous four-star recruit (247Sports, ESPN, Rivals, ect.)
- ▶ ESPN ranked McGruff the No. 10 overall player in Texas and the No. 19 small forward in the country.
- ▶ Rivals.com listed the Grand Prairie, Texas native as the No. 113th ranked player in the nation.
- ▶ Scout.com said McGruff is the No. 30 forward in the 2016 class.
- ▶ HoopScoopOnline listed the 6-7 wing as the No. 101 player in the country.
- ▶ Averaged 11.8 points and 7.7 rebounds per game as a junior, which helped him earn first-team All-District 8-6A honors.

MCGRUFF AGAINST TONIGHT'S OPPONENT

Opponent	Date	GS	Min	FG	FGA	3FG	FGA	FT	FTA	Off	Def	Tot	PF	A	TO	Blk	Stl	Pts
First career meeting																		

2016-17 GAME-BY-GAME STATS

Opponent	Date	TOTAL					3-PTS			REBOUNDS											Pts	Avg	
		GS	Min	FG	FGA	Pct	3FG	FGA	Pct	FT	FTA	Pct	Off	Def	Tot	Avg	PF	FO	A	TO			Blk
CAMPBELL	11/11/16	23	1	4	.250	0	1	.000	3	4	.750	2	11	13	13.0	3	0	2	3	1	1	5	5.0
CENTRAL ARKANSAS	11/14/16	20	1	3	.333	0	0	.000	0	1	.000	2	3	5	9.0	5	1	2	3	2	1	2	3.5
NEW ORLEANS	11/16/16	9	1	2	.500	1	1	1.000	0	0	.000	0	1	1	6.3	4	0	1	0	0	0	3	3.3
vs UConn	11/21/16	27	3	6	.500	1	1	1.000	6	8	.750	0	5	5	6.0	3	0	0	1	1	2	13	5.8
vs North Carolina	11/22/16	26	0	3	.000	0	1	.000	2	2	1.000	2	0	2	5.2	3	0	1	2	0	0	2	5.0
vs Georgetown	11/23/16	25	2	3	.667	0	0	.000	7	7	1.000	2	3	5	5.2	3	0	0	3	0	0	11	6.0
ROGERS STATE	11/30/16	15	1	2	.500	0	1	.000	0	2	.000	0	0	0	4.4	2	0	0	1	0	0	2	5.4
at Maryland	12/03/16	10	0	1	.000	0	0	.000	0	0	.000	1	0	1	4.0	2	0	2	2	1	0	0	4.8
at Tulsa	12/10/16	18	2	2	1.000	1	1	1.000	0	0	.000	2	4	6	4.2	4	0	1	2	1	2	5	4.8
ARKANSAS-PINE BLUFF	12/14/16	18	1	1	1.000	0	0	.000	8	10	.800	3	1	4	4.2	4	0	1	2	1	3	10	5.3
at Wichita State	12/17/16	13	0	2	.000	0	2	.000	0	0	.000	0	1	1	3.9	1	0	0	0	0	1	0	4.8
A&M-CORPUS CHRISTI	12/22/16	DNP																					
WEST VIRGINIA	12/30/16	11	1	1	1.000	0	0	.000	2	3	.667	2	1	3	3.8	0	0	0	2	0	0	4	4.8
at Texas	01/04/17	17	1	4	.250	0	1	.000	4	6	.667	2	1	3	3.8	4	0	0	1	0	1	6	4.8
at Baylor	01/07/17	24	1	2	.500	1	2	.500	3	5	.600	2	3	5	3.9	2	0	1	0	0	0	6	4.9
IOWA STATE	01/11/17	* 25	4	7	.571	1	1	1.000	1	2	.500	1	5	6	4.0	3	0	1	1	0	0	10	5.3
at Kansas	01/14/17	4	0	1	.000	0	1	.000	0	0	.000	0	0	0	3.8	2	0	0	0	0	0	0	4.9
KANSAS STATE	01/18/17	11	1	5	.200	1	2	.500	0	0	.000	0	2	2	3.6	1	0	0	1	0	0	3	4.8
at Texas Tech	01/21/17	6	0	0	.000	0	0	.000	2	4	.500	0	1	1	3.5	4	0	0	1	0	0	2	4.7
TCU	01/23/17	11	0	1	.000	0	1	.000	0	0	.000	0	0	0	3.3	0	0	0	0	0	1	0	4.4
ARKANSAS	01/28/17	15	1	2	.500	0	0	.000	2	2	1.000	2	0	2	3.3	1	0	3	1	0	0	4	4.4

CAREER GAME HIGHS / SUPERLATIVES

Points	13, vs UConn, 2016-17
Rebounds	13, vs Campbell, 2016-17
Field Goals	4, vs Iowa State, 2016-17
Field Goals Att.	7, vs Iowa State, 2016-17
Three-Point FG	1, 6x, last vs Kansas State, 2016-17
Three-Point FG Att.	2, 3x, last vs Kansas State, 2016-17
Free Throws Made	8, vs Arkansas-Pine Bluff, 2016-17
Free Throws Att.	10, vs Arkansas-Pine Bluff, 2016-17
Assists	3, vs Arkansas, 2016-17
Steals	3, vs Arkansas-Pine Bluff, 2016-17
Blocks	2, vs Central Arkansas, 2016-17
Minutes	27, vs UConn, 2016-17

Miscellaneous	Career
Games with 10+ points	4
Games with 20+ points	0
Games with 5+ rebounds	7
Games with 10+ rebounds	1
Games with 3+ assists	1
Games with 2+ steals	3
Games with 2+ blocks	1
Double-Doubles	0
Games led team in points	0
Games led team in rebounds	2
Games led team in assists	1
Games led team in steals	2
Games led team in blocks	3

CAREER STATS

Year	GP	GS	Min	Avg	-----Total-----			-----3-PTS-----			FT	FTA	Pct	-----Rebounds-----											
					FG	FGA	Pct	FG	FGA	Pct				Off	Def	Tot	Avg	PF	FO	Ast	TO	Blk	Stl	Pts	Avg
2016-17	20	1	328	16.4	21	52	.404	6	16	.375	40	56	.714	23	42	65	3.3	51	1	15	26	7	12	88	4.4
TOTAL	20	1	328	16.4	21	52	.404	6	16	.375	40	56	.714	23	42	65	3.3	51	1	15	26	7	12	88	4.4



PLAYER SPOTLIGHT

13 PHIL FORTE III (CAPTAIN)

Guard ▶ 5-11 ▶ 195 ▶ R-Senior ▶ Flower Mound, Texas (Marcus HS)



- ▶ Became the new OSU leading 3-point scorer in win over Arkansas and currently has 300 makes from deep.
- ▶ He is just the seventh player in Big 12 history to reach 300 career 3-pointers.
- ▶ 1,602 career points rank 10th in OSU history.
- ▶ His career free throw percentage of 87.7 ranks second in OSU history.
- ▶ Had played in 102 straight games since arriving on campus in 2012-13 before suffering a season-ending elbow injury in the third game of 2015-16.
- ▶ 100th appearance in a Cowboys uniform in the 2015-16 season opener, and dropped in a game-high 24 points.
- ▶ 2015-16 Preseason All-Big 12 Honorable Mention.
- ▶ Third-team All-Big 12 selection in 2014-15 after ranking fourth in the league with 15.0 points per game.
- ▶ Two-time Academic All-Big 12 selection.
- ▶ Owns seasons of 100 (2013-14), 70 (2014-15) and 68 (2012-13) makes from 3-point, and those seasons rank fourth, 16th and 17th in school history.
- ▶ Piled up a career-high 32 points in the win over North Texas.
- ▶ 2013-14 Big 12 Sixth Man of the Year and CoSIDA Academic All-District.
- ▶ Has earned a reputation for being one of the hardest working players in the country.

FORTE AGAINST TONIGHT'S OPPONENT

Opponent	Date	GS	Min	FG	FGA	3FG	FGA	FT	FTA	Off	Def	Tot	PF	A	TO	Blk	Stl	Pts
at Oklahoma	1/12/2013		36	3	12	3	10	3	3	1	0	1	0	2	1	0	2	12
OKLAHOMA	2/16/2013		33	3	6	2	5	2	2	0	3	3	2	1	0	0	1	10
at Oklahoma	1/27/2014		31	7	9	6	6	0	0	1	0	1	2	1	2	0	1	20
OKLAHOMA	2/15/2014	*	36	6	12	3	6	1	4	0	3	3	2	3	0	0	0	16
at Oklahoma	1/17/2015	*	38	3	11	0	5	5	5	0	1	1	2	4	2	0	1	11
OKLAHOMA	1/31/2015	*	38	4	7	1	3	6	8	0	0	0	2	0	5	0	4	15
vs Oklahoma	3/12/2015	*	35	1	10	0	7	1	2	0	1	1	0	2	3	1	2	3
Totals			247	27	67	15	42	18	24	2	8	10	10	13	13	1	11	87

2016-17 GAME-BY-GAME STATS

Opponent	Date	GS	TOTAL			3-PTS			REBOUNDS										Pts	Avg				
			Min	FG	FGA	Pct	3FG	FGA	Pct	FT	FTA	Pct	Off	Def	Tot	Avg	PF	FO			A	TO	Blk	Stl
CAMPBELL	11/11/16	*	29	7	15	.467	2	9	.222	6	6	1.000	0	2	2	2.0	0	0	1	2	0	2	22	22.0
CENTRAL ARKANSAS	11/14/16	*	35	8	14	.571	4	10	.400	11	11	1.000	2	2	4	3.0	0	0	3	1	0	0	31	26.5
NEW ORLEANS	11/16/16	*	19	5	8	.625	3	5	.600	0	0	.000	1	0	1	2.3	2	0	2	1	0	1	13	22.0
vs UConn	11/21/16	*	32	4	8	.500	3	4	.750	7	8	.875	2	2	4	2.8	2	0	1	0	0	4	18	21.0
vs North Carolina	11/22/16	*	24	0	3	.000	0	2	.000	2	2	1.000	1	2	3	2.8	4	0	1	1	0	1	2	17.2
vs Georgetown	11/23/16	*	25	2	9	.222	2	6	.333	0	0	.000	0	0	0	2.3	1	0	0	1	1	2	6	15.3
ROGERS STATE	11/30/16	*	29	2	9	.222	2	7	.286	4	4	1.000	0	2	2	2.3	1	0	0	0	0	0	10	14.6
at Maryland	12/03/16	*	39	3	16	.188	2	10	.200	6	6	1.000	0	3	3	2.4	1	0	3	0	1	2	14	14.5
at Tulsa	12/10/16	*	21	1	7	.143	1	4	.250	0	0	.000	0	1	1	2.2	0	0	0	1	0	1	3	13.2
ARKANSAS-PINE BLUFF	12/14/16	*	21	2	7	.286	2	6	.333	2	2	1.000	0	1	1	2.1	2	0	3	0	0	1	8	12.7
at Wichita State	12/17/16	*	26	3	11	.273	1	6	.167	4	4	1.000	0	1	1	2.0	3	0	0	1	0	1	11	12.5
A&M-CORPUS CHRISTI	12/22/16	*	27	6	13	.462	5	10	.500	2	2	1.000	2	1	3	2.1	3	0	3	0	0	1	19	13.1
WEST VIRGINIA	12/30/16	*	32	7	12	.583	4	7	.571	0	0	.000	1	2	3	2.2	2	0	0	1	0	1	18	13.5
at Texas	01/04/17	*	38	2	12	.167	2	7	.286	3	4	.750	1	2	3	2.2	2	0	2	1	0	1	9	13.1
at Baylor	01/07/17	*	36	6	11	.545	5	7	.714	0	0	.000	2	1	3	2.3	3	0	2	0	0	0	17	13.4
IOWA STATE	01/11/17	*	33	9	11	.818	4	6	.667	2	2	1.000	1	1	2	2.3	3	0	0	2	0	2	24	14.1
at Kansas	01/14/17	*	34	3	10	.300	2	8	.250	2	2	1.000	1	5	6	2.5	2	0	1	1	0	1	10	13.8
KANSAS STATE	01/18/17	*	36	3	8	.375	3	5	.600	3	4	.750	0	1	1	2.4	0	0	3	1	0	0	12	13.7
at Texas Tech	01/21/17	*	34	5	6	.833	4	4	1.000	7	8	.875	0	6	6	2.6	2	0	1	2	0	2	21	14.1
TCU	01/23/17	*	30	4	10	.400	1	6	.167	0	0	.000	0	1	1	2.5	3	0	2	1	0	2	9	13.9
ARKANSAS	01/28/17	*	32	6	12	.500	4	9	.444	2	2	1.000	0	0	0	2.4	0	0	6	1	0	1	18	14.0

CAREER GAME HIGHS / SUPERLATIVES

Points	32, vs North Texas, 2015
Rebounds	6, 2x, last at Texas Tech, 2016-17
Field Goals	9, vs Iowa State, 2016-17
Field Goals Att.	17, at Baylor, 2014
Three-Point FG	7, at Kansas, 2014
Three-Point FG Att.	12, 2x, last vs Kansas, 2014
Free Throws Made	11, 2x, last vs Central Arkansas, 2016-17
Free Throws Att.	13, vs North Texas, 2015
Assists	6, vs Arkansas, 2016-17
Steals	6, vs SE Louisiana, 2015
Blocks	1, 4x, last at Maryland, 2016-17
Minutes	44, at Baylor, 2014

Miscellaneous

	Career
Games with 10+ points	85
Games with 20+ points	23
Games with 5+ rebounds	4
Games with 10+ rebounds	0
Games with 3+ assists	18
Games with 2+ steals	41
Games with 2+ blocks	0
Double-Doubles	0
Games led team in points	28
Games led team in rebounds	0
Games led team in assists	13
Games led team in steals	32
Games led team in blocks	1

CAREER STATS

Year	GP	GS	Min	Avg	-----Total-----			-----3-PTS-----			-----Rebounds-----										Avg				
					FG	FGA	Pct	FG	FGA	Pct	FT	FTA	Pct	Off	Def	Tot	Avg	PF	FO	Ast		TO	Blk	Stl	Pts
2012-13	33	1	835	25.3	98	265	.370	68	201	.338	73	80	.913	13	35	48	1.5	37	0	28	16	0	37	337	10.2
2013-14	34	11	976	28.7	129	302	.427	100	227	.441	93	107	.869	12	50	62	1.8	46	0	46	22	1	29	451	13.3
2014-15	32	31	1078	33.7	139	328	.424	70	184	.380	131	156	.840	3	64	67	2.1	44	1	55	60	2	60	479	15.0
2015-16	3	3	77	25.7	11	26	.423	6	16	.375	12	14	.857	1	3	4	1.3	1	0	0	1	0	1	40	13.3
2016-17	21	20	632	30.1	88	212	.415	56	138	.406	63	67	.940	14	36	50	2.4	36	0	34	18	2	26	295	14.0
TOTAL	123	66	3598	29.3	465	1133	.410	300	766	.392	372	424	.877	43	188	231	1.9	164	1	163	117	5	153	1602	13.0




PLAYER SPOTLIGHT

14 LUCAS N'GUESSAN

Forward/Center ▶ 7-0 ▶ 215 ▶ Freshman ▶ De Lier, The Netherlands (Canarias Academy)

(Pronounced: guess-ON)



- ▶ Earned the start against Georgetown and responded with eight points on 4-of-4 shooting.
- ▶ Was 4-of-5 from the floor in the three games of the Maui Invitational.
- ▶ Scored 11 points and grabbed six boards in the Cowboys 117-72 victory over New Orleans.
- ▶ Blocked three shots in his Cowboy debut against Campbell.
- ▶ Played three seasons at the Canarias Basketball Academy in Spain.
- ▶ Athleticism, instinct and height make him a top-notch shot blocker.
- ▶ Developed experience playing internationally with the Netherlands. He represented his country at the 2015 U18 FIBA Championships, where he averaged 3.9 points and 5.1 rebounds in just over 13 minutes per game.
- ▶ Also blocked five shots in the group-play stage of the tournament, and posted a 12-rebound performance in just 20 minutes of action against Belgium.
- ▶ In the Netherlands, N'Guessan helped his U16 Lokomotief Ryswyk squad win the national championship in 2013 prior to spending the next three seasons in Spain.
- ▶ A native of De Lier, Netherlands, N'Guessan speaks four languages fluently.

N'GUESSAN AGAINST TONIGHT'S OPPONENT

Opponent	Date	GS	Min	FG	FGA	3FG	FGA	FT	FTA	Off	Def	Tot	PF	A	TO	Blk	Stl	Pts
First career meeting																		

2016-17 GAME-BY-GAME STATS

		TOTAL					3-PTS			REBOUNDS															
Opponent	Date	GS	Min	FG	FGA	Pct	3FG	FGA	Pct	FT	FTA	Pct	Off	Def	Tot	Avg	PF	FO	A	TO	Blk	Stl	Pts	Avg	
CAMPBELL	11/11/16		11	0	0	.000	0	0	.000	1	4	.250	1	3	4	4.0	2	0	0	1	3	1	1	1.0	
CENTRAL ARKANSAS	11/14/16		5	0	0	.000	0	0	.000	0	0	.000	0	0	0	2.0	4	0	0	1	0	0	0	0.5	
NEW ORLEANS	11/16/16		14	3	3	1.000	0	0	.000	5	6	.833	2	4	6	3.3	4	0	0	0	1	1	11	4.0	
vs UConn	11/21/16		5	0	0	.000	0	0	.000	0	1	.000	0	1	1	2.8	5	1	0	2	0	1	0	3.0	
vs North Carolina	11/22/16		13	0	1	.000	0	0	.000	0	0	.000	1	0	1	2.4	1	0	1	0	1	1	0	2.4	
vs Georgetown	11/23/16	*	15	4	4	1.000	0	0	.000	0	0	.000	2	2	4	2.7	4	0	0	1	0	0	8	3.3	
ROGERS STATE	11/30/16	*	20	4	4	1.000	0	0	.000	2	4	.500	4	3	7	3.3	1	0	1	1	2	0	10	4.3	
AT MARYLAND	12/03/16	*	20	3	6	.500	0	0	.000	0	2	.000	6	1	7	3.8	5	1	0	3	1	0	6	4.5	
AT TULSA	12/10/16	*	14	1	4	.250	0	0	.000	0	0	.000	1	2	3	3.7	2	0	0	1	1	0	2	4.2	
ARKANSAS-PINE BLUFF	12/14/16	*	11	0	0	.000	0	0	.000	0	0	.000	0	2	2	3.5	3	0	2	0	2	1	0	3.8	
AT WICHITA STATE	12/17/16	*	10	1	1	1.000	0	0	.000	0	1	.000	0	1	1	3.3	4	0	0	1	2	0	2	3.6	
A&M-CORPUS CHRISTI	12/22/16	*	11	1	2	.500	0	0	.000	0	0	.000	1	2	3	3.3	3	0	1	0	0	1	2	3.5	
WEST VIRGINIA	12/30/16	*	5	1	1	1.000	0	0	.000	0	0	.000	0	1	1	3.1	3	0	0	0	0	0	2	3.4	
AT TEXAS	01/04/17	*	11	2	3	.667	0	0	.000	0	0	.000	1	1	2	3.0	4	0	0	1	0	0	4	3.4	
AT BAYLOR	01/07/17	*	6	0	0	.000	0	0	.000	0	0	.000	0	0	0	2.8	2	0	0	1	0	0	0	3.2	
IOWA STATE	01/11/17		DNP																						
AT KANSAS	01/14/17		12	0	1	.000	0	0	.000	0	0	.000	0	1	1	2.7	3	0	1	0	0	0	0	3.0	
KANSAS STATE	01/18/17		2	1	1	1.000	0	0	.000	0	0	.000	0	0	0	2.5	0	0	0	0	0	0	2	2.9	
AT TEXAS TECH	01/21/17		2	0	0	.000	0	0	.000	0	0	.000	0	0	0	2.4	1	0	0	0	0	0	0	2.8	
TCU	01/23/17		7	2	2	1.000	0	0	.000	0	0	.000	0	0	0	2.3	2	0	0	1	0	0	4	2.8	
ARKANSAS	01/28/17		13	3	4	.750	0	0	.000	0	2	.000	1	1	2	2.3	4	0	1	0	0	0	6	3.0	

CAREER GAME HIGHS / SUPERLATIVES

Points	11, vs New Orleans, 2016-17
Rebounds	7, 2x, last at Maryland, 2016-17
Field Goals	4, 2x, last vs vs Rogers State, 2016-17
Field Goals Att.	6 at Maryland, 2016-17
Three-Point FG	-
Three-Point FG Att.	-
Free Throws Made	5, vs New Orleans, 2016-17
Free Throws Att.	6, vs New Orleans, 2016-17
Assists	2, vs Arkansas-Pine Bluff, 2016-17
Steals	1, 6x, last vs TAMU-CC, 2016-17
Blocks	3, vs Campbell, 2016-17
Minutes	20, 2x, last at Maryland, 2016-17

Miscellaneous	Career
Games with 10+ points	2
Games with 20+ points	0
Games with 5+ rebounds	3
Games with 10+ rebounds	0
Games with 3+ assists	0
Games with 2+ steals	0
Games with 2+ blocks	4
Double-Doubles	0
Games led team in points	0
Games led team in rebounds	0
Games led team in assists	1
Games led team in steals	0
Games led team in blocks	6

CAREER STATS


Year	GP	GS	Min	Avg	-----Total-----			-----3-PTS-----			FT	FTA	Pct	-----Rebounds-----			Avg	PF	FO	Ast	TO	Blk	Stl	Pts	Avg
					FG	FGA	Pct	FG	FGA	Pct				Off	Def	Tot									
2016-17	20	10	207	10.4	26	37	.703	0	0	.000	8	20	.400	20	25	45	2.3	57	2	7	14	13	6	60	3.0
TOTAL	20	10	207	10.4	26	37	.703	0	0	.000	8	20	.400	20	25	45	2.3	57	2	7	14	13	6	60	3.0



PLAYER SPOTLIGHT

21 LINDY WATERS III

Guard ▶ 6-6 ▶ 200 ▶ Freshman ▶ Norman, Okla. (Norman North High School)



- ▶ Led all players at the Maui Invitational with nine steals in the three games, including a five-steal performance against Georgetown.
- ▶ First career double-digit scoring performance with 11 points in the win over New Orleans.
- ▶ Earned his first career start in his second career game.
- ▶ Scored 11 points in the Cowboys 117-72 win over New Orleans.
- ▶ Ranked by Rivals.com as a four-star recruit, and was No. 117 on their list of the top 150 players in the country.
- ▶ 247Sports named Waters the No. 3 player in Oklahoma and the No. 20 shooting guard in the country.
- ▶ Averaged 14.6 points, 7.3 rebounds and 2.1 steals per game as a senior. He shot 50.3 percent from the floor.
- ▶ Earned honorable-mention All-State honors by The Oklahoman, as well as first-team All-District 5.
- ▶ As a sophomore, Waters poured in 14.1 points on 58.8 percent shooting from the floor, including 48.7 percent from 3-point. He also averaged 9.3 rebounds and 4.1 assists per game.
- ▶ Chose to play for the Cowboys over offers from Butler, Cincinnati, Clemson, Harvard, Houston, Iowa State, and Oklahoma among others.
- ▶ Son of Lisa and Lindy Waters, Jr. Lindy's father was a standout basketball player at Southern Nazarene.
- ▶ A native of Norman, Okla., Waters is of Kiowa/Cherokee heritage.
- ▶ A member of the Kiowa and Cherokee nations, Lindy plans to major in business at OSU.

WATERS AGAINST TONIGHT'S OPPONENT

Opponent	Date	GS	Min	FG	FGA	3FG	FGA	FT	FTA	Off	Def	Tot	PF	A	TO	Blk	Stl	Pts
First career meeting																		

2016-17 GAME-BY-GAME STATS

Opponent	Date	TOTAL					3-PTS			REBOUNDS											Pts	Avg		
		GS	Min	FG	FGA	Pct	3FG	FGA	Pct	FT	FTA	Pct	Off	Def	Tot	Avg	PF	FO	A	TO			Blk	Stl
CAMPBELL	11/11/16		22	3	5	.600	2	3	.667	1	2	.500	1	2	3	3.0	2	0	1	1	0	2	9	9.0
CENTRAL ARKANSAS	11/14/16	*	29	2	6	.333	0	4	.000	0	0	.000	3	0	3	3.0	2	0	3	1	0	0	4	6.5
NEW ORLEANS	11/16/16	*	16	3	4	.750	2	3	.667	3	4	.750	1	2	3	3.0	2	0	1	0	0	0	11	8.0
vs UConn	11/21/16	*	26	0	1	.000	0	1	.000	1	2	.500	0	0	0	2.3	2	0	2	3	0	2	1	6.3
vs North Carolina	11/22/16	*	21	3	8	.375	2	6	.333	2	2	1.000	2	1	3	2.4	1	0	0	2	0	2	10	7.0
vs Georgetown	11/23/16	*	17	4	8	.500	0	2	.000	1	1	1.000	2	3	5	2.8	2	0	2	1	0	5	9	7.3
ROGERS STATE	11/30/16	*	25	3	9	.333	1	3	.333	3	3	1.000	3	1	4	3.0	0	0	1	0	0	0	10	7.7
at Maryland	12/03/16	*	23	1	3	.333	0	1	.000	0	0	.000	0	1	1	2.8	2	0	0	2	0	0	2	7.0
at Tulsa	12/10/16	*	24	3	6	.500	0	0	.000	0	1	.000	1	0	1	2.6	3	0	0	2	0	1	6	6.9
ARKANSAS-PINE BLUFF	12/14/16	*	19	5	8	.625	2	4	.500	1	1	1.000	1	2	3	2.6	4	0	1	1	0	0	13	7.5
at Wichita State	12/17/16	*	13	1	3	.333	1	2	.500	1	3	.333	1	1	2	2.5	3	0	1	2	0	0	4	7.2
A&M-CORPUS CHRISTI	12/22/16	*	22	5	8	.625	1	3	.333	1	1	1.000	0	4	4	2.7	0	0	1	2	1	0	12	7.6
WEST VIRGINIA	12/30/16	*	19	0	2	.000	0	0	.000	3	4	.750	1	0	1	2.5	1	0	2	1	0	1	3	7.2
at Texas	01/04/17		DNP																					
at Baylor	01/07/17		DNP																					
IOWA STATE	01/11/17		DNP																					
at Kansas	01/14/17		18	3	4	.750	2	3	.667	0	0	.000	0	0	0	2.4	2	0	1	3	0	0	8	7.3
KANSAS STATE	01/18/17		7	0	3	.000	0	1	.000	0	1	.000	0	3	3	2.4	1	0	1	0	0	0	0	6.8
at Texas Tech	01/21/17		9	2	2	1.000	0	0	.000	0	0	.000	0	0	0	2.3	3	0	1	2	0	1	4	6.6
TCU	01/23/17		6	0	1	.000	0	0	.000	0	0	.000	0	0	0	2.1	0	0	0	1	0	0	0	6.2
ARKANSAS	01/28/17		11	2	3	.667	1	1	1.000	0	0	.000	1	2	3	2.2	3	0	1	0	0	0	5	6.2

CAREER GAME HIGHS / SUPERLATIVES

Points	13 vs Arkansas-Pine Bluff, 2016-17
Rebounds	5 vs Georgetown, 2016-17
Field Goals	5, 2x, last vs TAMU-CC, 2016-17
Field Goals Att.	9 vs Rogers State, 2016-17
Three-Point FG	2, 5x, last at Kansas, 2016-17
Three-Point FG Att.	6 vs North Carolina, 2016-17
Free Throws Made	3, 3x, last vs West Virginia, 2016-17
Free Throws Att.	4, 2x, last vs West Virginia, 2016-17
Assists	3 vs Central Arkansas, 2016-17
Steals	5 vs Georgetown, 2016-17
Blocks	1 vs TAMU-CC, 2016-17
Minutes	29 vs Central Arkansas, 2016-17

Miscellaneous	Career
Games with 10+ points	5
Games with 20+ points	0
Games with 5+ rebounds	1
Games with 10+ rebounds	0
Games with 3+ assists	1
Games with 2+ steals	4
Games with 2+ blocks	0
Double-Doubles	0
Games led team in points	0
Games led team in rebounds	0
Games led team in assists	0
Games led team in steals	3
Games led team in blocks	0

CAREER STATS

Year	GP	GS	Min	Avg	-----Total-----			-----3-PTS-----			FT	FTA	Pct	-----Rebounds-----			Avg	PF	FO	Ast	TO	Blk	Stl	Pts	Avg
					FG	FGA	Pct	FG	FGA	Pct				Off	Def	Tot									
2016-17	18	12	327	18.2	40	84	.476	14	37	.378	17	25	.680	17	22	39	2.2	33	0	19	24	1	14	111	6.2
TOTAL	18	12	327	18.2	40	84	.476	14	37	.378	17	25	.680	17	22	39	2.2	33	0	19	24	1	14	111	6.2



PLAYER SPOTLIGHT

23 LEYTON HAMMONDS (CAPTAIN)

Forward ▶ 6-8 ▶ 215 ▶ Senior ▶ North Richland Hills, Texas (Richland High School)



- ▶ Has started in 21-of-21 games this season.
- ▶ Second career double-double with 15 points and a career-high 13 boards in the win over New Orleans.
- ▶ Has the ability to be a matchup nightmare with his combination of size (6-8) and range (34.2% from 3-point in '15-16).
- ▶ Led the Cowboys with 5.1 rebounds per game, which ranked 18th among all Big 12 players.
- ▶ Hit 1.39 3-pointers per game, which led the Cowboys and ranked 15th in the Big 12.
- ▶ Shot a team-high 44.2 percent from the floor in league play, which ranked 11th among all players that made at least four shots per game.
- ▶ Recorded three 20-point scoring games, including a career-high 22 points in the win over Longwood. In that game, Hammonds started 10-of-10 from the free throw line before missing No. 11 (went on to go 11-of-12 from the stripe).
- ▶ Scored a game-high 20 points on 9-of-15 shooting against Texas in the regular season finale.
- ▶ Quadrupled his scoring, rebounding, assist and steal outputs from his sophomore season.
- ▶ Started 24 games and played in 28 games for the Cowboys.
- ▶ 15 of his 18 double-digit scoring games came in 2015-16.
- ▶ Recorded the first double-double of his career with 14 points and 10 rebounds on the road in an overtime loss against Texas Tech.
- ▶ Posted a key midseason stretch that including six straight double-digit scoring performances (12.8 PPG) and 35.0 percent shooting from 3-point.

HAMMONDS AGAINST TONIGHT'S OPPONENT

Opponent	Date	GS	Min	FG	FGA	3FG	FGA	FT	FTA	Off	Def	Tot	PF	A	TO	Blk	Stl	Pts
at Oklahoma	1/27/2014	3	0	2	0	1	0	0	0	0	2	2	1	0	0	0	0	0
OKLAHOMA	2/15/2014	8	0	0	0	0	0	0	0	0	0	0	3	1	0	0	0	0
at Oklahoma	1/17/2015	14	5	8	5	7	0	0	0	1	1	2	2	1	0	0	1	15
OKLAHOMA	1/31/2015	8	0	2	0	1	0	0	0	0	0	0	2	1	1	0	0	0
vs Oklahoma	3/12/2015	8	1	2	0	0	0	0	1	2	1	3	0	0	0	0	0	2
OKLAHOMA	1/13/2016	*	36	2	6	1	2	0	1	1	5	6	4	1	1	0	2	5
Totals			77	8	20	6	11	0	2	4	9	13	12	4	2	0	3	22

2016-17 GAME-BY-GAME STATS

Opponent	Date	GS	TOTAL			3-PTS			REBOUNDS										Pts	Avg				
			Min	FG	FGA	Pct	3FG	FGA	Pct	FT	FTA	Pct	Off	Def	Tot	Avg	PF	FO			A	TO	Blk	Stl
CAMPBELL	11/11/16	*	13	0	2	.000	0	2	.000	0	0	.000	2	2	4	4.0	4	0	0	1	0	0	0.0	
CENTRAL ARKANSAS	11/14/16	*	20	4	6	.667	0	2	.000	0	2	.000	1	4	5	4.5	4	0	2	2	0	0	8	4.0
NEW ORLEANS	11/16/16	*	20	6	15	.400	1	6	.167	2	2	1.000	2	11	13	7.3	3	0	2	1	1	0	15	7.7
vs UConn	11/21/16	*	15	2	6	.333	1	3	.333	2	2	1.000	0	5	5	6.8	5	1	1	1	1	1	7	7.5
vs North Carolina	11/22/16	*	15	2	9	.222	0	2	.000	2	2	1.000	2	2	4	6.2	5	1	0	3	1	0	6	7.2
vs Georgetown	11/23/16	*	11	0	4	.000	0	1	.000	2	2	1.000	0	0	5	5.2	5	1	0	1	0	1	2	6.3
ROGERS STATE	11/30/16	*	14	2	5	.400	1	3	.333	1	1	1.000	2	0	2	4.7	4	0	0	1	0	0	6	6.3
at Maryland	12/03/16	*	23	3	7	.429	2	4	.500	0	0	.000	2	5	7	5.0	4	0	1	1	0	2	8	6.5
at Tulsa	12/10/16	*	21	3	5	.600	1	2	.500	0	0	.000	1	6	7	5.2	4	0	1	2	0	1	7	6.6
ARKANSAS-PINE BLUFF	12/14/16	*	18	3	8	.375	1	2	.500	9	11	.818	2	4	6	5.3	3	0	2	2	1	1	16	7.5
at Wichita State	12/17/16	*	17	4	5	.800	3	4	.750	1	1	1.000	1	3	4	5.2	4	0	2	0	0	0	12	7.9
A&M-CORPUS CHRISTI	12/22/16	*	20	1	5	.200	0	1	.000	0	0	.000	3	4	7	5.3	3	0	1	1	2	2	7.4	
WEST VIRGINIA	12/30/16	*	32	7	12	.583	3	7	.429	0	0	.000	3	4	7	5.5	2	0	0	0	0	0	17	8.2
at Texas	01/04/17	*	26	1	5	.200	0	4	.000	5	6	.833	1	4	5	5.4	3	0	0	0	0	1	7	8.1
at Baylor	01/07/17	*	31	3	13	.231	0	5	.000	0	0	.000	2	3	5	5.4	5	1	0	2	0	1	6	7.9
IOWA STATE	01/11/17	*	26	4	6	.667	0	1	.000	0	0	.000	3	1	4	5.3	5	1	1	2	1	0	8	7.9
at Kansas	01/14/17	*	9	0	1	.000	0	1	.000	0	0	.000	0	0	0	5.0	4	0	0	0	1	1	0	7.5
KANSAS STATE	01/18/17	*	28	4	6	.667	3	5	.600	0	0	.000	2	5	7	5.1	3	0	0	3	0	0	11	7.7
at Texas Tech	01/21/17	*	35	1	5	.200	1	3	.333	0	0	.000	1	3	4	5.1	1	0	2	3	1	0	3	7.4
TCU	01/23/17	*	28	1	4	.250	0	1	.000	4	4	1.000	0	6	6	5.1	5	1	1	1	1	0	6	7.4
ARKANSAS	01/28/17	*	22	4	5	.800	2	2	1.000	0	0	.000	1	4	5	5.1	3	0	1	0	0	1	10	7.5

CAREER GAME HIGHS / SUPERLATIVES

Points	22, vs Longwood, 2016
Rebounds	13, vs New Orleans, 2016-17
Field Goals	9, vs Texas, 2016
Field Goals Att.	18, vs Kansas State, 2016
Three-Point FG	5, vs Oklahoma, 2015
Three-Point FG Att.	11, vs Kansas State, 2016
Free Throws Made	11, vs Longwood, 2016
Free Throws Att.	12, vs Longwood, 2016
Assists	4, vs UMKC, 2016
Steals	3, at Texas Tech, 2016
Blocks	2, 4x, last vs TAMU-CC, 2016-17
Minutes	39, vs Kansas State, 2016

Miscellaneous

	Career
Games with 10+ points	24
Games with 20+ points	3
Games with 5+ rebounds	33
Games with 10+ rebounds	2
Games with 3+ assists	1
Games with 2+ steals	10
Games with 2+ blocks	4
Double-Doubles	2
Games led team in points	9
Games led team in rebounds	14
Games led team in assists	1
Games led team in steals	8
Games led team in blocks	8

CAREER STATS


Year	GP	GS	Min	Avg	-----Total-----			-----3-PTS-----					-----Rebounds-----					PF	FO	Ast	TO	Blk	Stl	Pts	Avg
					FG	FGA	Pct	FG	FGA	Pct	FT	FTA	Pct	Off	Def	Tot	Avg								
2013-14	31	0	230	7.4	17	54	.315	8	35	.229	6	18	.333	11	26	37	1.2	47	2	6	9	1	7	48	1.5
2014-15	28	2	276	9.9	24	69	.348	16	48	.333	1	3	.333	12	15	27	1.0	41	0	7	12	2	5	65	2.3
2015-16	28	24	793	28.3	108	253	.427	39	114	.342	41	52	.788	40	103	143	5.1	91	5	24	41	8	19	296	10.6
2016-17	21	21	444	21.1	55	134	.410	19	61	.311	28	33	.848	31	76	107	5.1	79	6	17	27	10	12	157	7.5
TOTAL	108	47	1743	16.1	204	510	.400	82	258	.318	76	106	.717	94	220	314	2.9	258	13	54	89	21	43	566	5.2



PLAYER SPOTLIGHT

24 DAVON DILLARD

Guard/Small Forward ▶ 6-5 ▶ 215 ▶ Sophomore ▶ Gary, Ind. (Our Savior New American [N.Y.]



- ▶ Earned SportsCenter's No. 3 Top Play on Jan. 23 for his game-ending dunk against TCU.
- ▶ Career performance at No. 2 Kansas with 8 rebounds and 3 assists in a career-high 20 minutes.
- ▶ Scored a career-high 10 points off the bench in win over TCU, including two explosive second-half dunks..
- ▶ Appeared in seven games for OSU as a true freshman, and averaged 0.6 points and 0.4 rebounds per game.
- ▶ Made his collegiate debut against Tulsa and recorded two rebounds and a steal.
- ▶ Scored his first points as a Cowboy at Kansas State and ended the game with four total.
- ▶ Also saw action against Missouri State, Longwood, TCU, Kansas and Oklahoma.
- ▶ Named a national four-star recruit by ESPN.com.
- ▶ Ranked the No. 3 recruit in the state of Indiana, and the No. 21 player at his position in the nation by ESPN.
- ▶ ESPN named him the No. 94 ranked recruit in American regardless of position.
- ▶ Named a McDonald's All-American nominee thanks to his explosive athleticism.
- ▶ Averaged 16.0 points per game for his senior season at Our Savior New American (N.Y.), including six 20-point outings.
- ▶ Played for Bowman Academy in Gary, Ind., as a junior, and averaged 17.0 points, 7.1 rebounds and 2.0 steals per game.

DILLARD AGAINST TONIGHT'S OPPONENT

Opponent	Date	GS	Min	FG	FGA	3FG	FGA	FT	FTA	Off	Def	Tot	PF	A	TO	Blk	Stl	Pts
First career meeting																		

2016-17 GAME-BY-GAME STATS

Opponent	Date	GS	TOTAL			3-PTS			REBOUNDS										Pts	Avg					
			Min	FG	FGA	Pct	3FG	FGA	Pct	FT	FTA	Pct	Off	Def	Tot	Avg	PF	FO			A	TO	Blk	Stl	
CAMPBELL	11/11/16		DNP																						
CENTRAL ARKANSAS	11/14/16		DNP																						
NEW ORLEANS	11/16/16	10	3	4	.750	0	0	.000	1	1	1.000	1	1	2	2.0	0	0	1	1	0	1	7	7.0		
vs UConn	11/21/16		DNP																						
vs North Carolina	11/22/16		DNP																						
vs Georgetown	11/23/16		DNP																						
ROGERS STATE	11/30/16	3	0	0	.000	0	0	.000	0	0	.000	0	0	0	1.0	2	0	0	0	0	0	0	3.5		
at Maryland	12/03/16		DNP																						
at Tulsa	12/10/16	2	0	0	.000	0	0	.000	0	0	.000	0	1	1	1.0	0	0	0	0	0	0	0	2.3		
ARKANSAS-PINE BLUFF	12/14/16	8	1	2	.500	0	0	.000	1	2	.500	1	3	4	1.8	0	0	0	1	0	0	3	2.5		
at Wichita State	12/17/16		DNP																						
A&M-CORPUS CHRISTI	12/22/16	16	3	8	.375	0	0	.000	2	3	.667	3	3	6	2.6	0	0	1	1	0	2	8	3.6		
WEST VIRGINIA	12/30/16	4	0	1	.000	0	1	.000	0	2	.000	0	1	1	2.3	0	0	0	1	0	1	0	3.0		
at Texas	01/04/17	1	0	0	.000	0	0	.000	0	0	.000	0	0	0	2.0	0	0	0	0	0	0	0	2.6		
at Baylor	01/07/17		DNP																						
IOWA STATE	01/11/17	5	1	2	.500	0	1	.000	0	0	.000	1	2	3	2.1	0	0	0	2	0	0	2	2.5		
at Kansas	01/14/17	20	3	7	.429	0	1	.000	0	1	.000	3	5	8	2.8	3	0	3	1	0	1	6	2.9		
KANSAS STATE	01/18/17	10	2	4	.500	0	0	.000	0	0	.000	1	3	4	2.9	3	0	1	3	0	0	4	3.0		
at Texas Tech	01/21/17	8	1	1	1.000	0	0	.000	2	2	1.000	1	0	1	2.7	2	0	1	1	0	0	4	3.1		
TCU	01/23/17	16	3	7	.429	1	2	.500	3	4	.750	2	1	3	2.8	0	0	0	0	1	1	10	3.7		
ARKANSAS	01/28/17	13	4	7	.571	1	1	1.000	1	1	1.000	2	1	3	2.8	1	0	1	1	0	0	10	4.2		

CAREER GAME HIGHS / SUPERLATIVES

Points	10, 2x, last vs Arkansas, 2016-17
Rebounds	8, at Kansas, 2016-17
Field Goals	4, vs Arkansas, 2016-17
Field Goals Att.	8, vs TAMU-CC, 2016-17
Three-Point FG	1, 2x, last vs Arkansas, 2016-17
Three-Point FG Att.	2, vs TCU, 2016-17
Free Throws Made	3, vs TCU, 2016-17
Free Throws Att.	4, vs TCU, 2016-17
Assists	3, at Kansas, 2016-17
Steals	2, vs TAMU-CC, 2016-17
Blocks	1, vs TCU, 2016-17
Minutes	20, at Kansas, 2016-17

Miscellaneous

	Career
Games with 10+ points	2
Games with 20+ points	0
Games with 5+ rebounds	2
Games with 10+ rebounds	0
Games with 3+ assists	1
Games with 2+ steals	1
Games with 2+ blocks	0
Double-Doubles	0
Games led team in points	0
Games led team in rebounds	1
Games led team in assists	0
Games led team in steals	3
Games led team in blocks	1

CAREER STATS


Year	GP	GS	Min	Avg	-----Total-----			-----3-PTS-----			FT	FTA	Pct	-----Rebounds-----			Avg	PF	FO	Ast	TO	Blk	Stl	Pts	Avg
					FG	FGA	Pct	FG	FGA	Pct				Off	Def	Tot									
2015-16	7	0	24	3.4	2	5	.400	0	2	.000	0	1	.000	3	0	3	0.4	7	0	0	0	0	1	4	0.6
2016-17	13	0	116	8.9	21	43	.488	2	6	.333	10	16	.625	15	21	36	2.8	11	0	8	12	1	6	54	4.2
TOTAL	20	0	140	7.0	23	48	.479	2	8	.250	10	17	.588	18	21	39	2.0	18	0	8	12	1	7	58	2.9



PLAYER SPOTLIGHT

30 JEFFREY CARROLL

Guard/Small Forward ▶ 6-6 ▶ 215 ▶ R-Junior ▶ Rowlett, Texas (Rowlett High School)



- ▶ One of two players ranked among the Big 12's top seven in scoring, rebounding and field goal percentage.
- ▶ Entered the year with a career-high scoring game of 19 points, but already has 10 20-point games this season.
- ▶ Shot a career-high 25 points on the road in a win against Texas Tech for his ninth 20-point game of the season.
- ▶ Recorded fifth career double-double in win against TCU.
- ▶ Posted 14 double-digit scoring games in 2015-16, which helped him raise his average to 8.2 points per game.
- ▶ Hit a team-high 40 shots from 3-point on 33.3 percent shooting.
- ▶ Recorded eight games with at least three makes from deep.
- ▶ Career best 18 points on 4-of-7 shooting from downtown at home against Iowa State.
- ▶ Earned 20 starts and saw action in 30 games for the Cowboys.
- ▶ Was fourth on the team with a rebounding average of 4.0 per game - double the production from his freshman season.
- ▶ Earned the second double-double of his career and the first of the season with a 10-point, 11-rebound outing at West Virginia.
- ▶ Notched a career-high 17 points in the win over Towson - all in the second half.
- ▶ Earned his first start of the season at home against Missouri State.

CARROLL AGAINST TONIGHT'S OPPONENT

Opponent	Date	GS	Min	FG	FGA	3FG	FGA	FT	FTA	Off	Def	Tot	PF	A	TO	Blk	Stl	Pts
vs. Oklahoma	3/12/2015		3	0	0	0	0	0	0	0	0	0	0	0	0	0	0	0
OKLAHOMA	1/13/2016	*	33	2	9	0	5	1	2	1	3	4	3	3	1	1	1	5
Totals			36	2	9	0	5	1	2	1	3	4	3	3	1	1	1	5

2016-17 GAME-BY-GAME STATS

Opponent	Date	GS	TOTAL					3-PTS			REBOUNDS										Pts	Avg		
			Min	FG	FGA	Pct	3FG	FGA	Pct	FT	FTA	Pct	Off	Def	Tot	Avg	PF	FO	A	TO			Blk	Stl
CAMPBELL	11/11/16		16	9	15	.600	1	2	.500	3	6	.500	3	6	9	9.0	1	0	0	1	0	1	22	22.0
CENTRAL ARKANSAS	11/14/16		24	6	9	.667	2	4	.500	6	8	.750	1	10	11	10.0	1	0	1	3	0	0	20	21.0
NEW ORLEANS	11/16/16		15	4	6	.667	0	1	.000	6	7	.857	2	2	4	8.0	1	0	1	1	1	3	14	18.7
vs UConn	11/21/16		23	7	9	.778	3	3	1.000	1	2	.500	3	5	8	8.0	3	0	1	2	0	2	18	18.5
vs North Carolina	11/22/16		22	3	8	.375	1	3	.333	1	3	.333	3	2	5	7.4	3	0	0	0	0	2	8	16.4
vs Georgetown	11/23/16		23	8	13	.615	1	3	.333	3	3	1.000	3	4	7	7.3	1	0	2	0	0	1	20	17.0
ROGERS STATE	11/30/16		21	4	7	.571	1	2	.500	2	3	.667	2	7	9	7.6	2	0	2	3	0	1	11	16.1
at Maryland	12/03/16		27	6	11	.545	3	6	.500	0	0	.000	3	9	12	8.1	2	0	1	1	0	1	15	16.0
at Tulsa	12/10/16	*	27	3	9	.333	1	4	.250	6	7	.857	2	6	8	8.1	1	0	1	1	0	0	13	15.7
ARKANSAS-PINE BLUFF	12/14/16		14	6	10	.600	1	4	.250	5	6	.833	1	1	2	7.5	0	0	1	3	0	1	18	15.9
at Wichita State	12/17/16		33	8	10	.800	3	5	.600	3	4	.750	2	3	5	7.3	2	0	0	3	0	0	22	16.5
A&M-CORPUS CHRISTI	12/22/16		21	3	11	.273	0	4	.000	7	9	.778	3	4	7	7.3	0	0	4	2	0	1	13	16.2
WEST VIRGINIA	12/30/16		28	3	7	.429	0	1	.000	3	6	.500	3	3	6	7.2	3	0	1	5	1	0	9	15.6
at Texas	01/04/17	*	37	11	18	.611	2	5	.400	0	0	.000	2	5	7	7.1	3	0	3	1	0	0	24	16.2
at Baylor	01/07/17	*	39	5	9	.556	1	2	.500	3	6	.500	2	3	5	7.0	1	0	0	4	0	1	14	16.1
IOWA STATE	01/11/17	*	38	9	14	.643	1	4	.250	2	3	.667	2	5	7	7.0	0	0	3	3	0	0	21	16.4
at Kansas	01/14/17	*	33	9	14	.643	3	3	1.000	2	2	1.000	0	7	7	7.0	2	0	3	1	0	0	23	16.8
KANSAS STATE	01/18/17	*	35	7	10	.700	4	4	1.000	6	6	1.000	6	2	8	7.1	3	0	1	2	0	1	24	17.2
at Texas Tech	01/21/17	*	38	6	12	.500	4	5	.800	9	12	.750	3	6	9	7.2	1	0	0	0	0	1	25	17.6
TCU	01/23/17	*	35	5	6	.833	1	1	1.000	8	8	1.000	1	9	10	7.3	2	0	1	1	1	1	19	17.7
ARKANSAS	01/28/17	*	27	6	15	.400	0	3	.000	8	10	.800	2	5	7	7.3	4	0	3	0	0	1	20	17.8

CAREER GAME HIGHS / SUPERLATIVES

Points	25, at Texas Tech, 2016-17
Rebounds	12, at Maryland, 2016-17
Field Goals	11, at Texas, 2016-17
Field Goals Att.	18, at Texas, 2016-17
Three-Point FG	4, 4x, last at Texas Tech, 2016-17
Three-Point FG Att.	10, vs Texas Tech, 2016
Free Throws Made	9, at Texas Tech, 2016-17
Free Throws Att.	12, at Texas Tech, 2016-17
Assists	4, vs TAMU-CC, 2016-17
Steals	3, 2x, last vs New Orleans, 2016-17
Blocks	2, vs UMKC, 2016
Minutes	39, at Baylor, 2016-17

Miscellaneous	Career
Games with 10+ points	37
Games with 20+ points	10
Games with 5+ rebounds	34
Games with 10+ rebounds	5
Games with 3+ assists	7
Games with 2+ steals	7
Games with 2+ blocks	1
Double-Doubles	5
Games led team in points	12
Games led team in rebounds	21
Games led team in assists	2
Games led team in steals	11
Games led team in blocks	6

CAREER STATS


Year	GP	GS	Min	Avg	-----Total-----			-----3-PTS-----			-----Rebounds-----										Pts	Avg			
					FG	FGA	Pct	FG	FGA	Pct	FT	FTA	Pct	Off	Def	Tot	Avg	PF	FO	Ast			TO	Blk	Stl
2014-15	22	9	250	11.4	32	82	.390	17	57	.298	5	7	.714	9	31	40	1.8	16	0	7	6	5	5	86	3.9
2015-16	30	20	744	24.8	87	212	.410	40	120	.333	33	47	.702	18	101	119	4.0	42	1	19	35	8	17	247	8.2
2016-17	21	9	576	27.4	128	223	.574	33	69	.478	84	111	.757	49	104	153	7.3	36	0	29	37	3	18	373	17.8
TOTAL	73	38	1570	21.5	247	517	.478	90	246	.366	122	165	.739	76	236	312	4.3	94	1	55	78	16	40	706	9.7



PLAYER SPOTLIGHT

32 TYLER UNDERWOOD

Guard ▶ 6-2 ▶ 160 ▶ R-Freshman ▶ Stillwater, Okla. (Stephen F. Austin)



- ▶ Sank his first collegiate bucket - a 3-pointer from the left wing - against New Orleans.
- ▶ Played for Stephen F. Austin in 2015-16 but received a redshirt after suffering a knee injury in his final high school game.
- ▶ Was cleared to return to the court in the spring, and was able to help the Lumberjacks advance in the NCAA Tournament as a practice squad player.
- ▶ Attended Nacogdoches High School, where he averaged 21.0 points, 4.0 rebounds, 3.0 assists and 3.0 steals per game as a senior.
- ▶ Two-time All-District first team selection.
- ▶ Two-time Academic All-District honoree.
- ▶ Holds the Nacogdoches HS records for career 3-pointers, and 3-pointers and steals in a season.
- ▶ Son of Susan and Cowboy head coach Brad Underwood.
- ▶ Tyler also played golf in high school.
- ▶ He plans to major in business at OSU.

UNDERWOOD AGAINST TONIGHT'S OPPONENT

Opponent	Date	GS	Min	FG	FGA	3FG	FGA	FT	FTA	Off	Def	Tot	PF	A	TO	Blk	Stl	Pts
First career meeting																		

2016-17 GAME-BY-GAME STATS

Opponent	Date	TOTAL			3-PTS			REBOUNDS										Pts	Avg				
		GS	Min	FG	FGA	Pct	3FG	FGA	Pct	FT	FTA	Pct	Off	Def	Tot	Avg	PF			FO	A	TO	Blk
CAMPBELL	11/11/16	5	0	0	.000	0	0	.000	0	0	.000	0	0	0	0.0	0	0	0	1	0	0	0	0.0
CENTRAL ARKANSAS	11/14/16	1	0	1	.000	0	1	.000	0	0	.000	0	0	0	0.0	0	0	0	0	0	0	0	0.0
NEW ORLEANS	11/16/16	9	1	2	.500	1	2	.500	1	2	.500	0	1	1	0.3	2	0	0	1	0	1	4	1.3
vs UConn	11/21/16	DNP																					
vs North Carolina	11/22/16	3	0	0	.000	0	0	.000	0	0	.000	0	0	0	0.3	0	0	0	0	0	0	0	1.0
vs Georgetown	11/23/16	1	1	1	1.000	1	1	1.000	0	0	.000	0	0	0	0.2	0	0	0	0	0	0	3	1.4
ROGERS STATE	11/30/16	3	0	0	.000	0	0	.000	0	0	.000	0	0	0	0.2	0	0	0	1	0	0	0	1.2
at Maryland	12/03/16	DNP																					
at Tulsa	12/10/16	DNP																					
ARKANSAS-PINE BLUFF	12/14/16	3	0	0	.000	0	0	.000	0	0	.000	0	0	0	0.1	0	0	1	1	0	0	0	1.0
at Wichita State	12/17/16	DNP																					
A&M-CORPUS CHRISTI	12/22/16	2	0	0	.000	0	0	.000	0	0	.000	0	0	0	0.1	0	0	0	0	1	0	0	0.9
WEST VIRGINIA	12/30/16	DNP																					
at Texas	01/04/17	DNP																					
at Baylor	01/07/17	DNP																					
IOWA STATE	01/11/17	DNP																					
at Kansas	01/14/17	DNP																					
KANSAS STATE	01/18/17	DNP																					
at Texas Tech	01/21/17	DNP																					
TCU	01/23/17	DNP																					
ARKANSAS	01/28/17	1	0	0	.000	0	0	.000	0	0	.000	0	1	1	0.2	0	0	0	0	0	1	0	0.8

CAREER GAME HIGHS / SUPERLATIVES

Points	4, vs New Orleans, 2016-17
Rebounds	1, 2x, last vs Arkansas, 2016-17
Field Goals	1, 2x, last vs Georgetown, 2016-17
Field Goals Att.	2, vs New Orleans, 2016-17
Three-Point FG	1, 2x, last vs Georgetown, 2016-17
Three-Point FG Att.	2, vs New Orleans, 2016-17
Free Throws Made	1, vs New Orleans, 2016-17
Free Throws Att.	2, vs New Orleans, 2016-17
Assists	1, vs Arkansas-Pine Bluff, 2016-17
Steals	1, 2x, last vs Arkansas, 2016-17
Blocks	1 vs TAMU-CC, 2016-17
Minutes	9, vs New Orleans, 2016-17

Miscellaneous	Career
Games with 10+ points	0
Games with 20+ points	0
Games with 5+ rebounds	0
Games with 10+ rebounds	0
Games with 3+ assists	0
Games with 2+ steals	0
Games with 2+ blocks	0
Double-Doubles	0
Games led team in points	0
Games led team in rebounds	0
Games led team in assists	0
Games led team in steals	1
Games led team in blocks	0

CAREER STATS

Year	GP	GS	Min	Avg	-----Total-----			-----3-PTS-----			-----Rebounds-----														
					FG	FGA	Pct	FG	FGA	Pct	FT	FTA	Pct	Off	Def	Tot	Avg	PF	FO	Ast	TO	Blk	Stl	Pts	Avg
2015-16																									
2016-17	9	0	28	3.1	2	4	.500	2	4	.500	1	2	.500	0	2	2	0.2	2	0	1	4	1	2	7	0.8
TOTAL	9	0	28	3.1	2	4	.500	2	4	.500	1	2	.500	0	2	2	0.2	2	0	1	4	1	2	7	0.8



PLAYER SPOTLIGHT

33 TREY REEVES

Forward ▶ 6-4 ▶ 215 ▶ Freshman ▶ Gans, Okla. (Muldraw High School)

- ▶ Son of Oklahoma State legend Bryant "Big Country" Reeves, who helped lead the Cowboys to the 1995 NCAA Final Four.
- ▶ Named the All-Area Most Valuable Player by the Southwest Times Record.
- ▶ Valedictorian of his class at Muldraw High School.
- ▶ Averaged 13 points, eight rebounds, 1.5 assists and 1.5 steals per game as a senior.
- ▶ Shot 70 percent from the floor and 49 percent from 3-point.
- ▶ Helped Muldraw reach the area round of the playoffs.
- ▶ Named the VYPE 3 Rivers Academic Athlete of the Month in February of 2016.
- ▶ Played under Muldraw head coach Adam Simmons.
- ▶ Walked-on to the Cowboy basketball program in the summer of 2016.
- ▶ Trey plans to major in business at OSU.



REEVES AGAINST THE MAUI INVITE FIELD

Opponent	Date	GS	Min	FG	FGA	3FG	FGA	FT	FTA	Off	Def	Tot	PF	A	TO	Blk	Stl	Pts
First career meeting																		

2016-17 GAME-BY-GAME STATS

Opponent	Date	TOTAL			3-PTS			REBOUNDS										PF	FO	A	TO	Blk	Stl	Pts	Avg
		GS	Min	FG FGA Pct	3FG FGA Pct	FT FTA Pct	Off	Def	Tot	Avg															
CAMPBELL	11/11/16	2	0	0	.000	0	0	.000	0	0	.000	0	0	0	0.0	1	0	0	0	0	0	0	0	0	0.0
CENTRAL ARKANSAS	11/14/16	DNP																							
NEW ORLEANS	11/16/16	3	0	0	.000	0	0	.000	0	0	.000	0	1	1	0.5	0	0	0	0	0	0	0	0	0	0.0
vs UConn	11/21/16	DNP																							
vs North Carolina	11/22/16	DNP																							
vs Georgetown	11/23/16	1	0	0	.000	0	0	.000	0	0	.000	0	0	0	0.3	0	0	0	0	0	0	0	0	0	0.0
ROGERS STATE	11/30/16	DNP																							
at Maryland	12/03/16	DNP																							
at Tulsa	12/10/16	DNP																							
ARKANSAS-PINE BLUFF	12/14/16	3	0	3	.000	0	2	.000	0	0	.000	0	0	0	0.3	0	0	0	0	0	0	0	0	0	0.0
at Wichita State	12/17/16	0	0	0	.000	0	0	.000	0	0	.000	0	0	0	0.2	0	0	0	0	0	0	0	0	0	0.0
A&M-CORPUS CHRISTI	12/22/16	1	0	1	.000	0	1	.000	0	0	.000	0	1	1	0.3	0	0	0	0	0	0	0	0	0	0.0
WEST VIRGINIA	12/30/16	DNP																							
at Texas	01/04/17	DNP																							
at Baylor	01/07/17	DNP																							
IOWA STATE	01/11/17	DNP																							
at Kansas	01/14/17	DNP																							
KANSAS STATE	01/18/17	DNP																							
at Texas Tech	01/21/17	DNP																							
TCU	01/23/17	DNP																							
ARKANSAS	01/28/17	1	0	0	.000	0	0	.000	0	0	.000	0	0	0	0.3	0	0	0	0	0	0	0	0	0	0.0

CAREER GAME HIGHS / SUPERLATIVES

Points	-
Rebounds	1, 2x, last vs TAMU-CC, 2016-17
Field Goals	-
Field Goals Att.	3, vs Arkansas-Pine Bluff, 2016-17
Three-Point FG	-
Three-Point FG Att.	2, vs Arkansas-Pine Bluff, 2016-17
Free Throws Made	-
Free Throws Att.	-
Assists	-
Steals	-
Blocks	-
Minutes	3, 2x, last vs Arkansas-Pine Bluff, 2016-17

Miscellaneous	Career
Games with 10+ points	0
Games with 20+ points	0
Games with 5+ rebounds	0
Games with 10+ rebounds	0
Games with 3+ assists	0
Games with 2+ steals	0
Games with 2+ blocks	0
Double-Doubles	0
Games led team in points	0
Games led team in rebounds	0
Games led team in assists	0
Games led team in steals	0
Games led team in blocks	0

CAREER STATS

Year	GP	GS	Min	Avg	-----Total-----			-----3-PTS-----			FT	FTA	Pct	-----Rebounds-----			Avg	PF	FO	Ast	TO	Blk	Stl	Pts	Avg
					FG	FGA	Pct	FG	FGA	Pct				Off	Def	Tot									
2016-17	7	0	11	1.6	0	4	.000	0	3	.000	0	0	.000	0	2	2	0.3	1	0	0	0	0	0	0	0.0
TOTAL	7	0	11	1.6	0	4	.000	0	3	.000	0	0	.000	0	2	2	0.3	1	0	0	0	0	0	0	0.0




PLAYER SPOTLIGHT

34 WILL LIENHARD

Forward ▶ 6-7 ▶ 255 ▶ Sophomore ▶ Oklahoma City (Bishop McGuinness High School)

(Pronounced: Lynn-HARD)



- ▶ Hit his first career shot in the Maui Invite against No. 4 North Carolina.
- ▶ Blocked a shot against both Central Arkansas and New Orleans.
- ▶ Made his Cowboy debut in the conference opener at home against TCU.
- ▶ Joined the Cowboy basketball program as a walk-on in the fall.
- ▶ 2015 Mr. Basketball Oklahoma Finalist.
- ▶ 2015 Oklahoma Big 10 Conference Defensive Player of the Year.
- ▶ Named first-team All-Conference for Class 6A in 2015.
- ▶ Was an Oklahoman Big All-City and Class 6A All-State honorable mention selection.
- ▶ Averaged 10.1 points (42.1 FG percent), 9.9 rebounds, 5.1 assists and 1.0 steals per game his senior season.
- ▶ Selected to *The Oklahoman's* All-state Basketball team and Big All-City Second Team.
- ▶ Will's uncle, Steve Lienhard, was a pitcher at Oklahoma State and played in the minor leagues for six seasons. His great uncle, Bill Lienhard, played basketball at Kansas where he was a part of the 1952 national championship team, as well as the team that won the Olympic Gold medal at the 1952 Helsinki Games.

LIENHARD AGAINST TONIGHT'S OPPONENT

Opponent	Date	GS	Min	FG	FGA	3FG	FGA	FT	FTA	Off	Def	Tot	PF	A	TO	Blk	Stl	Pts
First career meeting																		

2016-17 GAME-BY-GAME STATS

Opponent	Date	TOTAL			3-PTS			REBOUNDS											PF	FO	A	TO	Blk	Stl	Pts	Avg
		GS	Min	FG FGA Pct	3FG FGA Pct	FT FTA Pct	Off	Def	Tot	Avg																
CAMPBELL	11/11/16	2	0	0	.000	0	0	.000	0	0	.000	0	3	3	3.0	0	0	0	0	0	0	0.0				
CENTRAL ARKANSAS	11/14/16	1	0	0	.000	0	0	.000	0	0	.000	0	0	0	1.5	0	0	0	0	1	0	0.0				
NEW ORLEANS	11/16/16	4	0	0	.000	0	0	.000	0	0	.000	0	1	1	1.3	0	0	0	0	1	0	0.0				
vs UConn	11/21/16	DNP																								
vs North Carolina	11/22/16	3	1	2	.500	0	0	.000	0	0	.000	0	1	1	1.3	1	0	0	0	0	0	0.5				
vs Georgetown	11/23/16	5	0	0	.000	0	0	.000	0	0	.000	0	1	1	1.2	1	0	1	0	0	0	0.4				
ROGERS STATE	11/30/16	1	0	0	.000	0	0	.000	0	0	.000	0	0	0	1.0	0	0	0	0	0	0	0.3				
at Maryland	12/03/16	DNP																								
at Tulsa	12/10/16	DNP																								
ARKANSAS-PINE BLUFF	12/14/16	7	0	0	.000	0	0	.000	0	2	.000	2	1	3	1.3	0	0	0	1	0	0	0.3				
at Wichita State	12/17/16	3	0	0	.000	0	0	.000	0	0	.000	0	0	0	1.1	0	0	0	0	0	0	0.3				
A&M-CORPUS CHRISTI	12/22/16	1	0	0	.000	0	0	.000	0	0	.000	0	0	0	1.0	0	0	0	0	1	0	0.2				
WEST VIRGINIA	12/30/16	DNP																								
at Texas	01/04/17	4	0	0	.000	0	0	.000	0	0	.000	0	1	1	1.0	1	0	0	0	0	0	0.2				
at Baylor	01/07/17	DNP																								
IOWA STATE	01/11/17	DNP																								
at Kansas	01/14/17	DNP																								
KANSAS STATE	01/18/17	DNP																								
at Texas Tech	01/21/17	DNP																								
TCU	01/23/17	DNP																								
ARKANSAS	01/28/17	2	0	0	.000	0	0	.000	0	0	.000	0	0	0	0.9	0	0	0	0	0	0	0.2				

CAREER GAME HIGHS / SUPERLATIVES

Points	2, vs North Carolina, 2016-17
Rebounds	3, 2x, last vs Arkansas-Pine Bluff, 2016-17
Field Goals	1, vs North Carolina, 2016-17
Field Goals Att.	2, vs North Carolina, 2016-17
Three-Point FG	-
Three-Point FG Att.	-
Free Throws Made	-
Free Throws Att.	2, vs Arkansas-Pine Bluff, 2016-17
Assists	1, vs Georgetown, 2016-17
Steals	-
Blocks	1, 3x, vs TAMU-CC, 2016-17
Minutes	7, vs Arkansas-Pine Bluff, 2016-17

Miscellaneous

Games with 10+ points	0
Games with 20+ points	0
Games with 5+ rebounds	0
Games with 10+ rebounds	0
Games with 3+ assists	0
Games with 2+ steals	0
Games with 2+ blocks	0
Double-Doubles	0
Games led team in points	0
Games led team in rebounds	0
Games led team in assists	0
Games led team in steals	0
Games led team in blocks	1

CAREER STATS


Year	GP	GS	Min	Avg	-----Total-----			-----3-PTS-----			FT	FTA	Pct	-----Rebounds-----			PF	FO	Ast	TO	Blk	Stl	Pts	Avg	
					FG	FGA	Pct	FG	FGA	Pct				Off	Def	Tot									Avg
2015-16	1	0	1	1.0	0	0	.000	0	0	.000	0	0	.000	0	0	0	0.0	0	0	0	0	0	0	0.0	
2016-17	11	0	33	3.0	1	2	.500	0	0	.000	0	2	.000	2	8	10	0.9	3	0	1	1	3	0	2	0.2
TOTAL	12	0	34	2.8	1	2	.500	0	0	.000	0	2	.000	2	8	10	0.8	3	0	1	1	3	0	2	0.2



PLAYER SPOTLIGHT

41 MITCHELL SOLOMON

Forward ▶ 6-9 ▶ 245 ▶ Junior ▶ Bixby, Okla. (Bixby High School)



- ▶ Career performance at No. 2 Kansas; 16 points on 6-of-6 shooting and added three steals.
- ▶ Grabbed a career-high 14 rebounds against TAMU-CC, including 9 on the offensive glass, which is just 1 off the OSU school record.
- ▶ Blocked a career-high four shots against Iowa State.
- ▶ His versatility helped him earn 26 starts at either the power forward or center spots as a sophomore.
- ▶ Mitchell is majoring in mechanical engineering at Oklahoma State.
- ▶ Upped his averages from his freshman campaign from 1.2 to 3.7 points per game, and his rebounding from 3.3 to 3.9 boards per game.
- ▶ Was 40-of-85 (47.1 percent) from the floor overall, but was 37-of-66 (56.1 percent) inside the 3-point arch.
- ▶ Reached double-digit scoring for the first time in his career against Arkansas Pine Bluff (10 points).
- ▶ Key dunk with 1:32 remaining helped the Cowboys take down Minnesota in Sioux Falls, S.D.
- ▶ Just missed his first career double-double with nine points and nine boards against Tulsa.
- ▶ Hit a trio of 3-pointers on the year, including at Kansas and at home against West Virginia.
- ▶ Had at least five points in 11 games, and 18 games with at least four rebounds.
- ▶ Blocked 17 shots on the year, which ranked third at OSU.
- ▶ Shot six-of-six from the free throw line and grabbed four rebounds in an upset win against No. 3 Kansas.

SOLOMON AGAINST TONIGHT'S OPPONENT

Opponent	Date	GS	Min	FG	FGA	3FG	FGA	FT	FTA	Off	Def	Tot	PF	A	TO	Blk	Stl	Pts
at Oklahoma	1/17/2015		16	1	2	0	0	0	0	1	2	3	3	0	1	0	1	2
OKLAHOMA	1/31/2015		14	0	1	0	0	0	0	4	1	5	4	0	0	0	0	0
vs Oklahoma	3/12/2015		15	0	2	0	0	0	0	2	2	4	1	0	1	2	1	0
OKLAHOMA	1/13/2016	*	20	0	2	0	1	0	0	1	1	2	1	0	1	0	0	0
Totals			65	1	7	0	1	0	0	8	6	14	9	0	3	2	2	2

2016-17 GAME-BY-GAME STATS

		TOTAL						3-PTS			REBOUNDS													
Opponent	Date	GS	Min	FG	FGA	Pct	3FG	FGA	Pct	FT	FTA	Pct	Off	Def	Tot	Avg	PF	FO	A	TO	Blk	Stl	Pts	Avg
CAMPBELL	11/11/16	*	16	0	1	.000	0	1	.000	1	2	.500	0	0	0	0.0	5	1	0	0	0	0	1	1.0
CENTRAL ARKANSAS	11/14/16	*	6	0	1	.000	0	1	.000	0	0	.000	0	1	1	0.5	5	1	0	1	1	0	0	0.5
NEW ORLEANS	11/16/16	*	16	3	4	.750	0	0	.000	1	4	.250	4	2	6	2.3	2	0	2	0	1	0	7	2.7
vs UConn	11/21/16	*	14	0	0	.000	0	0	.000	1	2	.500	2	4	6	3.3	4	0	1	2	1	0	1	2.3
vs North Carolina	11/22/16	*	13	1	4	.250	0	0	.000	2	2	1.000	3	0	3	3.2	3	0	0	2	2	0	4	2.6
vs Georgetown	11/23/16		11	0	0	.000	0	0	.000	0	0	.000	0	0	0	2.7	2	0	0	0	0	0	0	2.2
ROGERS STATE	11/30/16		15	1	2	.500	0	0	.000	8	10	.800	2	3	5	3.0	1	0	2	0	1	0	10	3.3
at Maryland	12/03/16		17	2	3	.667	0	1	.000	0	0	.000	2	2	4	3.1	5	1	0	1	2	0	4	3.4
at Tulsa	12/10/16		17	2	4	.500	0	1	.000	3	4	.750	5	2	7	3.6	5	1	1	1	1	0	7	3.8
ARKANSAS-PINE BLUFF	12/14/16		15	2	2	1.000	0	0	.000	2	2	1.000	5	1	6	3.8	4	0	0	3	0	0	6	4.0
at Wichita State	12/17/16		27	1	3	.333	0	0	.000	1	2	.500	3	0	3	3.7	5	1	4	1	0	0	3	3.9
A&M-CORPUS CHRISTI	12/22/16		22	4	5	.800	0	0	.000	0	0	.000	9	5	14	4.6	4	0	1	3	1	0	8	4.3
WEST VIRGINIA	12/30/16		21	2	4	.500	0	0	.000	3	4	.750	1	2	3	4.5	4	0	0	0	2	0	7	4.5
at Texas	01/04/17		15	0	0	.000	0	0	.000	0	0	.000	0	4	4	4.4	4	0	0	0	2	0	0	4.1
at Baylor	01/07/17		20	1	2	.500	0	0	.000	1	2	.500	4	0	4	4.4	5	1	0	3	0	0	3	4.1
IOWA STATE	01/11/17		20	2	6	.333	0	0	.000	2	2	1.000	3	3	6	4.5	5	1	0	1	4	0	6	4.2
at Kansas	01/14/17	*	21	6	6	1.000	0	0	.000	4	6	.667	3	1	4	4.5	5	1	1	0	1	3	16	4.9
KANSAS STATE	01/18/17	*	27	3	6	.500	0	0	.000	4	4	1.000	3	4	7	4.6	2	0	1	5	1	1	10	5.2
at Texas Tech	01/21/17	*	22	2	4	.500	0	0	.000	5	5	1.000	4	0	4	4.6	5	1	1	1	1	0	9	5.4
TCU	01/23/17	*	17	3	4	.750	0	0	.000	2	2	1.000	0	4	4	4.6	4	0	0	0	1	0	8	5.5
ARKANSAS	01/28/17	*	14	0	3	.000	0	0	.000	2	2	1.000	5	2	7	4.7	3	0	0	2	1	0	2	5.3

CAREER GAME HIGHS / SUPERLATIVES

Points	16, at Kansas, 2016-17
Rebounds	14, vs TAMU-CC, 2016-17
Field Goals	6, at Kansas, 2016-17
Field Goals Att.	8, at Kansas, 2016
Three-Point FG	1, 4x, last vs West Virginia, 2016
Three-Point FG Att.	3, 2x, last at Kansas, 2016
Free Throws Made	8, vs Rogers State, 2016
Free Throws Att.	10, vs Rogers State, 2016
Assists	4, at Wichita State, 2016-17
Steals	3, 2x, last at Kansas, 2016-17
Blocks	4, vs Iowa State, 2016-17
Minutes	30, 2x, last vs Kansas State, 2016

Miscellaneous

	Career
Games with 10+ points	4
Games with 20+ points	0
Games with 5+ rebounds	20
Games with 10+ rebounds	2
Games with 3+ assists	1
Games with 2+ steals	2
Games with 2+ blocks	14
Double-Doubles	0
Games led team in points	0
Games led team in rebounds	7
Games led team in assists	2
Games led team in steals	3
Games led team in blocks	25

CAREER STATS

Year	GP	GS	Min	Avg	-----Total-----			-----3-PTS-----			-----Rebounds-----														
					FG	FGA	Pct	FG	FGA	Pct	FT	FTA	Pct	Off	Def	Tot	Avg	PF	FO	Ast	TO	Blk	Stl	Pts	Avg
2014-15	32	2	348	10.9	14	30	.467	1	2	.500	9	17	.529	42	44	86	2.7	71	1	11	16	19	11	38	1.2
2015-16	31	26	570	18.4	40	85	.471	3	19	.158	32	46	.696	53	68	121	3.9	106	8	14	43	17	11	115	3.7
2016-17	21	10	366	17.4	35	64	.547	0	4	.000	42	55	.764	58	40	98	4.7	82	9	14	26	23	5	112	5.3
TOTAL	84	38	1284	15.3	89	179	.497	4	25	.160	83	118	.703	153	152	305	3.6	259	18	39	85	59	27	265	3.2



2016-17 STATISTICS

RECORD:	OVERALL	HOME	AWAY	NEUTRAL
ALL GAMES	13-8	8-3	3-4	2-1
CONFERENCE	2-6	1-3	1-3	0-0
NON-CONFERENCE	11-2	7-0	2-1	2-1

#	Player	gp-gs	min	avg	Total		3-Point		F-Throw		Rebounds				pf	dq	a	to	blk	stl	pts	avg
					fg-fga	fg%	3fg-fga	3fg%	ft-fa	ft%	off	def	tot	avg								
01	Evans, Jawun	20-20	537	26.9	122-278	.439	21-49	.429	96-119	.807	16	39	55	2.8	52	1	110	54	4	40	361	18.1
30	Carroll, Jeffrey	21-9	576	27.4	128-223	.574	33-69	.478	84-111	.757	49	104	153	7.3	36	0	29	37	3	18	373	17.8
13	Forte, Phil	21-20	632	30.1	88-212	.415	56-138	.406	63-67	.940	14	36	50	2.4	36	0	34	18	2	26	295	14.0
23	Hammonds, Leyton	21-21	444	21.1	55-134	.410	19-61	.311	28-33	.848	31	76	107	5.1	79	6	17	27	10	12	157	7.5
21	Waters, Lindy	18-12	327	18.2	40-84	.476	14-37	.378	17-25	.680	17	22	39	2.2	33	0	19	24	1	14	111	6.2
00	Averette, Brandon	21-1	325	15.5	43-103	.417	7-14	.500	29-40	.725	3	33	36	1.7	35	0	38	37	0	22	122	5.8
41	Solomon, Mitchell	21-10	366	17.4	35-64	.547	0-4	.000	42-55	.764	58	40	98	4.7	82	9	14	26	23	5	112	5.3
04	Dziagwa, Thomas	19-0	166	8.7	27-65	.415	23-53	.434	10-10	1.000	6	8	14	0.7	18	0	12	7	0	9	87	4.6
05	Shine, Tavarious	6-1	104	17.3	9-22	.409	4-15	.267	5-10	.500	6	4	10	1.7	11	0	6	2	3	7	27	4.5
12	McGriff, Cameron	20-1	328	16.4	21-52	.404	6-16	.375	40-56	.714	23	42	65	3.3	51	1	15	26	7	12	88	4.4
24	Dillard, Davon	13-0	116	8.9	21-43	.488	2-6	.333	10-16	.625	15	21	36	2.8	11	0	8	12	1	6	54	4.2
14	N'Guessan, Lucas	20-10	207	10.4	26-37	.703	0-0	.000	8-20	.400	20	25	45	2.3	57	2	7	14	13	6	60	3.0
32	Underwood, Tyler	9-0	28	3.1	2-4	.500	2-4	.500	1-2	.500	0	2	2	0.2	2	0	1	4	1	2	7	0.8
34	Lienhard, Will	11-0	33	3.0	1-2	.500	0-0	.000	0-2	.000	2	8	10	0.9	3	0	1	1	3	0	2	0.2
33	Reeves, Trey	7-0	11	1.6	0-4	.000	0-3	.000	0-0	.000	0	2	2	0.3	1	0	0	0	0	0	0	0.0
Team											45	25	70					6				
Total.....		21	4200		618-1327	.466	187-469	.399	433-566	.765	305	487	792	37.7	507	19	311	295	71	179	1856	88.4
Opponents.....		21	4200		552-1189	.464	125-358	.349	425-593	.717	245	471	716	34.1	480	-	265	355	95	141	1654	78.8

TEAM STATISTICS	OSU	OPP	Date	Opponent	Score	Att.
SCORING	1856	1654	11/11/16	CAMPBELL	w 102-65	6126
Points per game	88.4	78.8	11/14/16	CENTRAL ARKANSAS	w 102-90	4911
Scoring margin	+9.6	-	11/16/16	NEW ORLEANS	w 117-72	4992
FIELD GOALS-ATT	618-1327	552-1189	11/21/16	vs UConn	w 98-90	2400
Field goal pct	.466	.464	11/22/16	vs North Carolina	L 75-107	2400
3 POINT FG-ATT	187-469	125-358	11/23/16	vs Georgetown	w 97-70	2400
3-point FG pct	.399	.349	11/30/16	ROGERS STATE	w 101-85	5185
3-pt FG made per game	8.9	6.0	12/03/16	at Maryland	L 70-71	17391
FREE THROWS-ATT	433-566	425-593	12/10/16	at Tulsa	w 71-67	7333
Free throw pct	.765	.717	12/14/16	ARKANSAS-PINE BLUFF	w 102-66	5287
F-Throws made per game	20.6	20.2	12/17/16	at Wichita State	w 93-76	15004
REBOUNDS	792	716	12/22/16	A&M-CORPUS CHRISTI	w 92-70	8342
Rebounds per game	37.7	34.1	* 12/30/16	WEST VIRGINIA	L 75-92	13611
Rebounding margin	+3.6	-	* 01/04/17	at Texas	L 79-82	9753
ASSISTS	311	265	* 01/07/17	at Baylor	L 57-61	10627
Assists per game	14.8	12.6	* 01/11/17	IOWA STATE	L 86-96	6066
TURNOVERS	295	355	* 01/14/17	at Kansas	L 80-87	16300
Turnovers per game	14.0	16.9	* 01/18/17	KANSAS STATE	L 88-96	8948
Turnover margin	+2.9	-	* 01/21/17	at Texas Tech	w 83-64	11360
Assist/turnover ratio	1.1	0.7	* 01/23/17	TCU	w 89-76	6090
STEALS	179	141	01/28/17	ARKANSAS	w 99-71	13611
Steals per game	8.5	6.7				
BLOCKS	71	95				
Blocks per game	3.4	4.5				
ATTENDANCE	83169	94968				
Home games-Avg/Game	11-7561	7-12538				
Neutral site-Avg/Game	-	3-2400				

* = Conference game

Score by Periods	1st	2nd	Totals
Oklahoma State	959	897	1856
Opponents	759	895	1654



2016-17 BIG 12 STATISTICS

RECORD:	OVERALL	HOME	AWAY	NEUTRAL
ALL GAMES	2-6	1-3	1-3	0-0
CONFERENCE	2-6	1-3	1-3	0-0
NON-CONFERENCE	0-0	0-0	0-0	0-0

#	Player	gp-gs	min	avg	Total		3-Point		F-Throw		Rebounds				pf	dq	a	to	blk	stl	pts	avg
					fg-fga	fg%	3fg-fga	3fg%	ft-fa	ft%	off	def	tot	avg								
30	Carroll, Jeffrey	8-7	283	35.4	55-90	.611	16-25	.640	33-43	.767	19	40	59	7.4	15	0	12	17	2	4	159	19.9
01	Evans, Jawun	8-8	223	27.9	40-106	.377	6-22	.273	37-45	.822	3	11	14	1.8	28	1	51	26	1	11	123	15.4
13	Forte, Phil	8-8	273	34.1	39-80	.488	25-50	.500	17-20	.850	6	19	25	3.1	17	0	11	9	0	9	120	15.0
41	Solomon, Mitchell	8-4	163	20.4	19-32	.594	0-0	.000	21-25	.840	18	18	36	4.5	34	4	3	10	12	4	59	7.4
23	Hammonds, Leyton	8-8	215	26.9	21-52	.404	7-27	.259	9-10	.900	12	26	38	4.8	28	3	4	11	4	3	58	7.3
12	McGriff, Cameron	8-1	109	13.6	8-21	.381	3-8	.375	12-20	.600	7	13	20	2.5	16	0	2	6	0	2	31	3.9
24	Dillard, Davon	7-0	64	9.1	10-22	.455	1-5	.200	5-9	.556	8	12	20	2.9	8	0	5	8	1	3	26	3.7
21	Waters, Lindy	5-1	59	11.8	5-12	.417	2-4	.500	3-5	.600	1	3	4	0.8	7	0	5	7	0	2	15	3.0
00	Averette, Brandon	8-0	119	14.9	7-20	.350	2-3	.667	3-6	.500	2	15	17	2.1	14	0	16	10	0	4	19	2.4
04	Dziagwa, Thomas	7-0	43	6.1	6-19	.316	3-14	.214	0-0	.000	2	0	2	0.3	5	0	4	4	0	0	15	2.1
14	N'Guessan, Lucas	7-3	45	6.4	6-8	.750	0-0	.000	0-0	.000	1	3	4	0.6	15	0	1	3	0	0	12	1.7
34	Lienhard, Will	1-0	4	4.0	0-0	.000	0-0	.000	0-0	.000	0	1	1	1.0	1	0	0	0	0	0	0	0.0
Team											16	10	26					4				
Total.....		8	1600		216-462	.468	65-158	.411	140-183	.765	95	171	266	33.2	188	8	114	115	20	42	637	79.6
Opponents.....		8	1600		218-454	.480	51-150	.340	167-222	.752	90	173	263	32.9	166	-	117	95	35	56	654	81.8

TEAM STATISTICS	OSU	OPP	Date	Opponent	Score	Att.
SCORING	637	654	* 12/30/16	WEST VIRGINIA	L 75-92	13611
Points per game	79.6	81.8	* 01/04/17	at Texas	L 79-82	9753
Scoring margin	-2.1	-	* 01/07/17	at Baylor	L 57-61	10627
FIELD GOALS-ATT	216-462	218-454	* 01/11/17	IOWA STATE	L 86-96	6066
Field goal pct	.468	.480	* 01/14/17	at Kansas	L 80-87	16300
3 POINT FG-ATT	65-158	51-150	* 01/18/17	KANSAS STATE	L 88-96	8948
3-point FG pct	.411	.340	* 01/21/17	at Texas Tech	w 83-64	11360
3-pt FG made per game	8.1	6.4	* 01/23/17	TCU	w 89-76	6090
FREE THROWS-ATT	140-183	167-222	* = Conference game			
Free throw pct	.765	.752				
F-Throws made per game	17.5	20.9				
REBOUNDS	266	263				
Rebounds per game	33.2	32.9				
Rebounding margin	+0.4	-				
ASSISTS	114	117				
Assists per game	14.3	14.6				
TURNOVERS	115	95				
Turnovers per game	14.4	11.9				
Turnover margin	-2.5	-				
Assist/turnover ratio	1.0	1.2				
STEALS	42	56				
Steals per game	5.3	7.0				
BLOCKS	20	35				
Blocks per game	2.5	4.4				
ATTENDANCE	34715	48040				
Home games-Avg/Game	4-8679	4-12010				
Neutral site-Avg/Game	-	0-0				

Score by Periods	1st	2nd	Totals
Oklahoma State	315	322	637



2016-17 STATISTICS

COMPARISON GAME-BY-GAME

Opponent	1st	2nd	Score	Mar	Total FG	FG Pct	3-Pointers	3FG Pct	Free Throws	FT Pct	Rebounds	Assist	T/Over	Block	Steal	Fouls	
CAMPBELL	52/37	50/28	102-65	+37	34-71/18-56	.479/.321	8-26/10-26	.308/.385	26-38/19-30	.684/.633	52/35	+17	10/8	15/23	5/5	13/9	23/29
CENTRAL ARKANSAS	50/42	52/48	102-90	+12	34-61/28-60	.557/.467	10-29/6-10	.345/.600	24-32/28-39	.750/.718	37/32	+5	20/12	17/15	5/2	7/7	30/27
NEW ORLEANS	68/36	49/36	117-72	+45	38-71/26-60	.535/.433	11-25/5-14	.440/.357	30-38/15-23	.789/.652	47/29	+18	22/14	10/23	6/7	12/5	24/26
UConn	40/26	58/64	98-90	+8	28-61/25-53	.459/.472	12-20/11-22	.600/.500	30-42/29-42	.714/.690	40/39	+1	13/12	12/18	3/8	18/1	30/28
North Carolina	38/51	37/56	75-107	(32)	26-72/37-64	.361/.578	6-22/8-17	.273/.471	17-23/25-29	.739/.862	32/44	(12)	5/16	14/16	4/3	9/8	26/22
Georgetown	50/35	47/35	97-70	+27	36-71/24-47	.507/.511	7-19/3-9	.368/.333	18-19/19-27	.947/.704	29/34	(5)	18/11	11/28	2/1	19/5	23/18
ROGERS STATE	52/44	49/41	101-85	+16	29-66/33-58	.439/.569	8-23/7-14	.348/.500	35-44/12-18	.795/.667	36/32	+4	14/16	10/22	3/4	9/6	19/32
Maryland	43/35	27/36	70-71	(1)	27-66/24-59	.409/.407	8-24/4-22	.333/.182	8-11/19-29	.727/.655	44/39	+5	13/11	15/18	5/5	7/4	25/18
Tulsa	38/30	33/37	71-67	+4	25-63/23-48	.397/.479	7-19/6-15	.368/.400	14-20/15-22	.700/.682	41/30	+11	8/13	16/18	3/5	8/5	23/19
ARKANSAS-PINE BLUFF	53/28	49/38	102-66	+36	29-62/22-51	.468/.431	12-28/3-11	.429/.273	32-40/19-28	.800/.679	39/33	+6	16/11	21/31	5/5	11/12	26/28
Wichita State	49/33	44/43	93-76	+17	31-59/19-52	.525/.365	14-28/3-17	.500/.176	17-26/35-47	.654/.745	36/34	+2	16/8	17/15	3/8	7/9	32/21
A&M-CORPUS CHRISTI	52/33	40/37	92-70	+22	32-76/31-69	.421/.449	10-28/3-13	.357/.231	18-21/5-14	.857/.357	49/43	+6	18/9	15/21	6/3	12/10	18/20
WEST VIRGINIA	28/41	47/51	75-92	(17)	24-53/33-60	.453/.550	7-19/6-16	.368/.375	20-33/20-26	.606/.769	32/33	(1)	15/24	19/12	3/6	3/8	20/29
Texas	39/37	40/45	79-82	(3)	26-61/25-57	.426/.439	8-25/7-19	.320/.368	19-23/25-33	.826/.758	32/37	(5)	12/11	11/11	2/6	4/4	28/21
Baylor	30/25	27/36	57-61	(4)	19-55/18-39	.345/.462	8-22/3-7	.364/.429	11-20/22-30	.550/.733	35/30	+5	12/13	14/13	0/6	3/5	25/17
IOWA STATE	46/47	40/49	86-96	(10)	34-64/36-69	.531/.522	7-20/10-26	.350/.385	11-13/14-18	.846/.778	36/33	+3	17/18	16/10	5/5	3/13	19/17
Kansas	40/36	40/51	80-87	(7)	31-68/26-59	.456/.441	7-19/5-20	.368/.250	11-14/30-45	.786/.667	36/45	(9)	16/11	11/10	3/5	8/8	30/14
KANSAS STATE	54/51	34/45	88-96	(8)	28-62/36-64	.452/.563	12-22/7-15	.545/.467	20-22/17-21	.909/.810	34/32	+2	17/21	19/12	1/3	8/11	20/20
Texas Tech	46/30	37/34	83-64	+19	22-40/20-45	.550/.444	11-16/7-21	.688/.333	28-37/17-25	.757/.680	31/18	+13	12/9	18/15	2/2	7/5	28/28
TCU	32/29	57/47	89-76	+13	32-59/24-61	.542/.393	5-15/6-26	.333/.231	20-21/22-24	.952/.917	30/35	(5)	13/10	7/12	4/2	6/2	18/20
ARKANSAS	59/33	40/38	99-71	+28	33-66/24-58	.500/.414	9-20/5-18	.450/.278	24-29/18-23	.828/.783	44/29	+15	24/7	7/12	1/4	5/4	20/26

Note: Game totals are displayed in the format TEAM/OPPONENT for each category

STARTING LINEUPS

Opponent	Starter	Starter	Starter	Starter	Starter
Campbell	Evans	Forte	Shine	Hammonds	Solomon
Central Arkansas	Evans	Forte	Waters	Hammonds	Solomon
New Orleans	Evans	Forte	Waters	Hammonds	Solomon
vs. UConn	Evans	Forte	Waters	Hammonds	Solomon
vs. North Carolina	Evans	Forte	Waters	Hammonds	Solomon
vs. Georgetown	Evans	Forte	Waters	Hammonds	N'Guessan
Rogers State	Evans	Forte	Waters	Hammonds	N'Guessan
Maryland	Evans	Forte	Waters	Hammonds	N'Guessan
Tulsa	Averette	Waters	Carroll	Hammonds	N'Guessan
Arkansas-Pine Bluff	Evans	Forte	Waters	Hammonds	N'Guessan
Wichita State	Evans	Forte	Waters	Hammonds	N'Guessan
TAMU-CC	Evans	Forte	Waters	Hammonds	N'Guessan
West Virginia	Evans	Forte	Waters	Hammonds	N'Guessan
Texas	Evans	Forte	Carroll	Hammonds	N'Guessan
Baylor	Evans	Forte	Carroll	Hammonds	N'Guessan
Iowa State	Evans	Forte	Carroll	McGriff	Hammonds
Kansas	Evans	Forte	Carroll	Hammonds	Solomon
Kansas State	Evans	Forte	Carroll	Hammonds	Solomon
Texas Tech	Evans	Forte	Carroll	Hammonds	Solomon
TCU	Evans	Forte	Carroll	Hammonds	Solomon
Arkansas	Evans	Forte	Carroll	Hammonds	Solomon

SPECIALTY STATS

Opponent	OKLAHOMA STATE					OPPONENTS				
	Paint	Off/TO	2nd	Brk	Bench	Paint	Off/TO	2nd	Brk	Bench
Campbell	48	28	13	23	45	16	19	7	6	29
Central Arkansas	38	13	12	19	36	26	26	12	11	26
New Orleans	36	31	20	14	58	34	9	11	17	46
UConn	30	23	18	8	36	24	11	5	6	26
North Carolina	30	11	18	10	23	48	21	21	7	29
Georgetown	46	41	21	21	59	40	11	9	15	16
Rogers State	38	32	19	22	40	26	13	2	15	22
Maryland	26	6	17	6	24	38	20	13	4	22
Tulsa	26	16	14	0	26	32	20	8	2	14
UAPB	30	41	25	11	60	28	25	14	8	38
Wichita State	28	17	6	8	42	26	20	18	6	22
TAMU-CC	40	13	26	13	51	42	17	16	8	21
West Virginia	30	13	10	17	20	50	26	11	14	28
Texas	28	19	8	9	16	36	19	13	16	18
Baylor	14	13	15	2	12	26	18	10	2	16
Iowa State	50	15	12	5	11	44	15	10	19	5
Kansas	44	7	10	13	16	38	7	10	13	16
K-STATE	35	11	19	9	11	48	21	18	10	22
TEXAS TECH	18	20	20	3	18	20	19	7	2	11
TCU	50	16	6	18	20	26	9	23	8	15
ARKANSAS	40	23	14	18	33	32	5	18	6	29
TOTALS	725	409	323	249	657	700	351	256	195	471
AVERAGES	34.5	19.5	15.4	11.9	31.3	33.3	16.7	12.2	9.3	22.4



2016-17 TEAM SUPERLATIVES

Oklahoma State - TEAM GAME HIGHS

POINTS	117	NEW ORLEANS (11/16/16)
	102	ARKANSAS-PINE BLUFF (12/14/16)
	102	CENTRAL ARKANSAS (11/14/16)
	102	CAMPBELL (11/11/16)
	101	ROGERS STATE (11/30/16)
FIELD GOALS MADE	38	NEW ORLEANS (11/16/16)
	36	vs Georgetown (11/23/16)
FIELD GOAL ATTEMPTS	76	A&M-CORPUS CHRISTI (12/22/16)
	72	vs North Carolina (11/22/16)
FIELD GOAL PERCENTAGE	.557 (34-61)	CENTRAL ARKANSAS (11/14/16)
	.550 (22-40)	at Texas Tech (01/21/17)
3 PT FIELD GOALS MADE	14	at Wichita State (12/17/16)
	12	KANSAS STATE (01/18/17)
	12	ARKANSAS-PINE BLUFF (12/14/16)
	12	vs UConn (11/21/16)
3 PT FG ATTEMPTS	29	CENTRAL ARKANSAS (11/14/16)
	28	A&M-CORPUS CHRISTI (12/22/16)
	28	at Wichita State (12/17/16)
	28	ARKANSAS-PINE BLUFF (12/14/16)
3 PT FG PERCENTAGE	.688 (11-16)	at Texas Tech (01/21/17)
	.600 (12-20)	vs UConn (11/21/16)
FREE THROWS MADE	35	ROGERS STATE (11/30/16)
	32	ARKANSAS-PINE BLUFF (12/14/16)
FREE THROW ATTEMPTS	44	ROGERS STATE (11/30/16)
	42	vs UConn (11/21/16)
FREE THROW PERCENTAGE	.952 (20-21)	TCU (01/23/17)
	.947 (18-19)	vs Georgetown (11/23/16)
REBOUNDS	52	CAMPBELL (11/11/16)
	49	A&M-CORPUS CHRISTI (12/22/16)
ASSISTS	24	ARKANSAS (01/28/17)
	22	NEW ORLEANS (11/16/16)
STEALS	19	vs Georgetown (11/23/16)
	18	vs UConn (11/21/16)
BLOCKED SHOTS	6	A&M-CORPUS CHRISTI (12/22/16)
	6	NEW ORLEANS (11/16/16)
TURNOVERS	21	ARKANSAS-PINE BLUFF (12/14/16)
	19	KANSAS STATE (01/18/17)
	19	WEST VIRGINIA (12/30/16)
FOULS	32	at Wichita State (12/17/16)
	30	at Kansas (01/14/17)
	30	vs UConn (11/21/16)
	30	CENTRAL ARKANSAS (11/14/16)



2016-17 TEAM SUPERLATIVES

Oklahoma State - GAME LOWS

POINTS	57	at Baylor (01/07/17)
	70	at Maryland (12/03/16)
	71	at Tulsa (12/10/16)
	75	vs North Carolina (11/22/16)
	75	WEST VIRGINIA (12/30/16)
FIELD GOALS MADE	19	at Baylor (01/07/17)
	22	at Texas Tech (01/21/17)
FIELD GOAL ATTEMPTS	40	at Texas Tech (01/21/17)
	53	WEST VIRGINIA (12/30/16)
FIELD GOAL PERCENTAGE	.345 (19-55)	at Baylor (01/07/17)
	.361 (26-72)	vs North Carolina (11/22/16)
3 PT FIELD GOALS MADE	5	TCU (01/23/17)
	6	vs North Carolina (11/22/16)
3 PT FG ATTEMPTS	15	TCU (01/23/17)
	16	at Texas Tech (01/21/17)
3 PT FG PERCENTAGE	.273 (6-22)	vs North Carolina (11/22/16)
	.308 (8-26)	CAMPBELL (11/11/16)
FREE THROWS MADE	8	at Maryland (12/03/16)
	11	at Baylor (01/07/17)
	11	IOWA STATE (01/11/17)
	11	at Kansas (01/14/17)
FREE THROW ATTEMPTS	11	at Maryland (12/03/16)
	13	IOWA STATE (01/11/17)
FREE THROW PERCENTAGE	.550 (11-20)	at Baylor (01/07/17)
	.606 (20-33)	WEST VIRGINIA (12/30/16)
REBOUNDS	29	vs Georgetown (11/23/16)
	30	TCU (01/23/17)
ASSISTS	5	vs North Carolina (11/22/16)
	8	at Tulsa (12/10/16)
STEALS	3	WEST VIRGINIA (12/30/16)
	3	at Baylor (01/07/17)
	3	IOWA STATE (01/11/17)
BLOCKED SHOTS	0	at Baylor (01/07/17)
	1	KANSAS STATE (01/18/17)
	1	ARKANSAS (01/28/17)
TURNOVERS	7	TCU (01/23/17)
	7	ARKANSAS (01/28/17)
FOULS	18	A&M-CORPUS CHRISTI (12/22/16)
	18	TCU (01/23/17)



2016-17 TEAM SUPERLATIVES

Opponent - GAME HIGHS

POINTS	107	vs North Carolina (11/22/16)
	96	KANSAS STATE (01/18/17)
	96	IOWA STATE (01/11/17)
	92	WEST VIRGINIA (12/30/16)
	90	vs UConn (11/21/16)
	90	CENTRAL ARKANSAS (11/14/16)
FIELD GOALS MADE	37	vs North Carolina (11/22/16)
	36	KANSAS STATE (01/18/17)
	36	IOWA STATE (01/11/17)
FIELD GOAL ATTEMPTS	69	IOWA STATE (01/11/17)
	69	A&M-CORPUS CHRISTI (12/22/16)
FIELD GOAL PERCENTAGE	.578 (37-64)	vs North Carolina (11/22/16)
	.569 (33-58)	ROGERS STATE (11/30/16)
3 PT FIELD GOALS MADE	11	vs UConn (11/21/16)
	10	IOWA STATE (01/11/17)
	10	CAMPBELL (11/11/16)
3 PT FG ATTEMPTS	26	TCU (01/23/17)
	26	IOWA STATE (01/11/17)
	26	CAMPBELL (11/11/16)
3 PT FG PERCENTAGE	.600 (6-10)	CENTRAL ARKANSAS (11/14/16)
	.500 (11-22)	vs UConn (11/21/16)
	.500 (7-14)	ROGERS STATE (11/30/16)
FREE THROWS MADE	35	at Wichita State (12/17/16)
	30	at Kansas (01/14/17)
FREE THROW ATTEMPTS	47	at Wichita State (12/17/16)
	45	at Kansas (01/14/17)
FREE THROW PERCENTAGE	.917 (22-24)	TCU (01/23/17)
	.862 (25-29)	vs North Carolina (11/22/16)
REBOUNDS	45	at Kansas (01/14/17)
	44	vs North Carolina (11/22/16)
ASSISTS	24	WEST VIRGINIA (12/30/16)
	21	KANSAS STATE (01/18/17)
STEALS	13	IOWA STATE (01/11/17)
	12	ARKANSAS-PINE BLUFF (12/14/16)
BLOCKED SHOTS	8	at Wichita State (12/17/16)
	8	vs UConn (11/21/16)
TURNOVERS	31	ARKANSAS-PINE BLUFF (12/14/16)
	28	vs Georgetown (11/23/16)
FOULS	32	ROGERS STATE (11/30/16)
	29	WEST VIRGINIA (12/30/16)
	29	CAMPBELL (11/11/16)



2016-17 TEAM SUPERLATIVES

Opponent - GAME LOWS

POINTS	61	at Baylor (01/07/17)
	64	at Texas Tech (01/21/17)
	65	CAMPBELL (11/11/16)
	66	ARKANSAS-PINE BLUFF (12/14/16)
	67	at Tulsa (12/10/16)
FIELD GOALS MADE	18	CAMPBELL (11/11/16)
	18	at Baylor (01/07/17)
FIELD GOAL ATTEMPTS	39	at Baylor (01/07/17)
	45	at Texas Tech (01/21/17)
FIELD GOAL PERCENTAGE	.321 (18-56)	CAMPBELL (11/11/16)
	.365 (19-52)	at Wichita State (12/17/16)
3 PT FIELD GOALS MADE	3	vs Georgetown (11/23/16)
	3	ARKANSAS-PINE BLUFF (12/14/16)
	3	at Wichita State (12/17/16)
	3	A&M-CORPUS CHRISTI (12/22/16)
	3	at Baylor (01/07/17)
3 PT FG ATTEMPTS	7	at Baylor (01/07/17)
	9	vs Georgetown (11/23/16)
3 PT FG PERCENTAGE	.176 (3-17)	at Wichita State (12/17/16)
	.182 (4-22)	at Maryland (12/03/16)
FREE THROWS MADE	5	A&M-CORPUS CHRISTI (12/22/16)
	12	ROGERS STATE (11/30/16)
FREE THROW ATTEMPTS	14	A&M-CORPUS CHRISTI (12/22/16)
	18	ROGERS STATE (11/30/16)
	18	IOWA STATE (01/11/17)
FREE THROW PERCENTAGE	.357 (5-14)	A&M-CORPUS CHRISTI (12/22/16)
	.633 (19-30)	CAMPBELL (11/11/16)
REBOUNDS	18	at Texas Tech (01/21/17)
	29	NEW ORLEANS (11/16/16)
	29	ARKANSAS (01/28/17)
ASSISTS	7	ARKANSAS (01/28/17)
	8	CAMPBELL (11/11/16)
	8	at Wichita State (12/17/16)
STEALS	1	vs UConn (11/21/16)
	2	TCU (01/23/17)
BLOCKED SHOTS	1	vs Georgetown (11/23/16)
	2	CENTRAL ARKANSAS (11/14/16)
	2	at Texas Tech (01/21/17)
	2	TCU (01/23/17)
TURNOVERS	10	IOWA STATE (01/11/17)
	10	at Kansas (01/14/17)
FOULS	14	at Kansas (01/14/17)
	17	at Baylor (01/07/17)
	17	IOWA STATE (01/11/17)



2016-17 INDIVIDUAL SUPERLATIVES

Oklahoma State - INDIVIDUAL GAME HIGHS

Points	35	Evans, Jawun vs UConn (11/21/16)
	34	Evans, Jawun vs Campbell (11/11/16)
	31	Forte, Phil vs Central Arkansas (11/14/16)
	30	Evans, Jawun vs North Carolina (11/22/16)
	27	Evans, Jawun vs TCU (01/23/17)
Field Goals Made	13	Evans, Jawun vs North Carolina (11/22/16)
	11	Evans, Jawun vs TCU (01/23/17)
	11	Carroll, Jeffrey at Texas (01/04/17)
	11	Evans, Jawun vs Campbell (11/11/16)
Field Goal Att.	26	Evans, Jawun vs UConn (11/21/16)
	25	Evans, Jawun vs North Carolina (11/22/16)
FG Pct (min 5 made)	1.000 (6-6)	Solomon, Mitchell at Kansas (01/14/17)
	.833 (5-6)	Carroll, Jeffrey vs TCU (01/23/17)
	.833 (5-6)	Forte, Phil at Texas Tech (01/21/17)
3-Point FG Made	5	Forte, Phil at Baylor (01/07/17)
	5	Forte, Phil vs A&M-Corpus Christi (12/22/16)
3-Point FG Att.	10	Forte, Phil vs A&M-Corpus Christi (12/22/16)
	10	Forte, Phil at Maryland (12/03/16)
	10	Forte, Phil vs Central Arkansas (11/14/16)
3-Pt FG Pct (min 2 made)	1.000 (4-4)	Forte, Phil at Texas Tech (01/21/17)
	1.000 (4-4)	Carroll, Jeffrey vs Kansas State (01/18/17)
	1.000 (3-3)	Carroll, Jeffrey at Kansas (01/14/17)
	1.000 (3-3)	Carroll, Jeffrey vs UConn (11/21/16)
	1.000 (2-2)	Hammonds, Leyton vs Arkansas (01/28/17)
	1.000 (2-2)	Averette, Brandon vs Rogers State (11/30/16)
	1.000 (2-2)	Dziagwa, Thomas vs Georgetown (11/23/16)
	1.000 (2-2)	Evans, Jawun vs Campbell (11/11/16)
Free Throws Made	12	Evans, Jawun vs UConn (11/21/16)
	11	Forte, Phil vs Central Arkansas (11/14/16)
Free Throw Att.	17	Evans, Jawun vs UConn (11/21/16)
	14	Evans, Jawun vs West Virginia (12/30/16)
FT Pct (min 3 made)	1.000 (11-11)	Forte, Phil vs Central Arkansas (11/14/16)
	1.000 (8-8)	Carroll, Jeffrey vs TCU (01/23/17)
	1.000 (7-7)	Evans, Jawun at Texas (01/04/17)
	1.000 (7-7)	McGriff, Cameron vs Georgetown (11/23/16)
	1.000 (6-6)	Carroll, Jeffrey vs Kansas State (01/18/17)
	1.000 (6-6)	Forte, Phil at Maryland (12/03/16)
	1.000 (6-6)	Averette, Brandon vs New Orleans (11/16/16)
	1.000 (6-6)	Forte, Phil vs Campbell (11/11/16)
	1.000 (5-5)	Solomon, Mitchell at Texas Tech (01/21/17)
	1.000 (5-5)	Evans, Jawun vs Kansas State (01/18/17)
	1.000 (4-4)	Hammonds, Leyton vs TCU (01/23/17)
	1.000 (4-4)	Solomon, Mitchell vs Kansas State (01/18/17)
	1.000 (4-4)	Evans, Jawun vs Iowa State (01/11/17)
	1.000 (4-4)	Evans, Jawun vs A&M-Corpus Christi (12/22/16)
	1.000 (4-4)	Forte, Phil at Wichita State (12/17/16)
	1.000 (4-4)	Forte, Phil vs Rogers State (11/30/16)
	1.000 (3-3)	Evans, Jawun vs TCU (01/23/17)
	1.000 (3-3)	Evans, Jawun at Kansas (01/14/17)
	1.000 (3-3)	Waters, Lindy vs Rogers State (11/30/16)
	1.000 (3-3)	Carroll, Jeffrey vs Georgetown (11/23/16)
Rebounds	14	Solomon, Mitchell vs A&M-Corpus Christi (12/22/16)
	13	Hammonds, Leyton vs New Orleans (11/16/16)



2016-17 INDIVIDUAL SUPERLATIVES

OPPONENT INDIVIDUAL GAME HIGHS

Points	34		Adams, Jalen vs UConn (11/21/16)
	30		Morris, Monte vs Iowa State (01/11/17)
	28		Howard, Jordan vs Central Arkansas (11/14/16)
	27		Mack, Tevin at Texas (01/04/17)
	24		WILLIS Jr., Darral at Wichita State (12/17/16)
Field Goals Made	24		Berry II, Joel vs North Carolina (11/22/16)
	12		Adams, Jalen vs UConn (11/21/16)
	10		Morris, Monte vs Iowa State (01/11/17)
	10		Mack, Tevin at Texas (01/04/17)
	10		Amin, Ehab vs A&M-Corpus Christi (12/22/16)
Field Goal Att.	18		Amin, Ehab vs A&M-Corpus Christi (12/22/16)
	18		Adams, Jalen vs UConn (11/21/16)
	18		CLEMONS, Chris vs Campbell (11/11/16)
FG Pct (min 5 made)	1.000	(5-5)	Bradley, Tony vs North Carolina (11/22/16)
	.833	(5-6)	Konate, Sagaba vs West Virginia (12/30/16)
	.833	(5-6)	Travis Hester vs Rogers State (11/30/16)
3-Point FG Made	4		BROWN, Barry vs Kansas State (01/18/17)
	4		Morris, Monte vs Iowa State (01/11/17)
	4		Thomas, Matt vs Iowa State (01/11/17)
	4		Mack, Tevin at Texas (01/04/17)
	4		Travis Hester vs Rogers State (11/30/16)
	4		Berry II, Joel vs North Carolina (11/22/16)
	4		Adams, Jalen vs UConn (11/21/16)
	4		Howard, Jordan vs Central Arkansas (11/14/16)
	4		CLEMONS, Chris vs Campbell (11/11/16)
	4		Thomas, Matt vs Iowa State (01/11/17)
3-Point FG Att.	9		GENSLER, Cory vs Campbell (11/11/16)
	9		GENSLER, Cory vs Campbell (11/11/16)
3-Pt FG Pct (min 2 made)	1.000	(3-3)	West, Lamont vs West Virginia (12/30/16)
	1.000	(3-3)	WHEELER, Jaleel at Tulsa (12/10/16)
Free Throws Made	14		WILLIS Jr., Darral at Wichita State (12/17/16)
	10		Jackson, Josh at Kansas (01/14/17)
	10		McDUFFIE, Markis at Wichita State (12/17/16)
	10		Howard, Jordan vs Central Arkansas (11/14/16)
Free Throw Att.	17		Jackson, Josh at Kansas (01/14/17)
	17		WILLIS Jr., Darral at Wichita State (12/17/16)
FT Pct (min 3 made)	1.000	(7-7)	Devin Berry vs Arkansas-Pine Bluff (12/14/16)
	1.000	(7-7)	Jackson, Justin vs North Carolina (11/22/16)
	1.000	(6-6)	Robinson, Alex vs TCU (01/23/17)
	1.000	(6-6)	IWUNDU, Wesley vs Kansas State (01/18/17)
	1.000	(6-6)	Morris, Monte vs Iowa State (01/11/17)
	1.000	(6-6)	Berry II, Joel vs North Carolina (11/22/16)
	1.000	(6-6)	Lowery, Jeff vs Central Arkansas (11/14/16)
	1.000	(4-4)	Williams, Kenrich vs TCU (01/23/17)
	1.000	(4-4)	JOHNSON, D.J. vs Kansas State (01/18/17)
	1.000	(4-4)	Freeman, Al at Baylor (01/07/17)
	1.000	(4-4)	Cleare, Shaquille at Texas (01/04/17)
	1.000	(4-4)	Allen, Jarrett at Texas (01/04/17)
	1.000	(4-4)	Johnson, Kaleb vs Georgetown (11/23/16)
	1.000	(4-4)	Agau, Akoy vs Georgetown (11/23/16)
	1.000	(4-4)	Jackson, Vance vs UConn (11/21/16)
	1.000	(3-3)	Thomas, Dustin vs Arkansas (01/28/17)
	1.000	(3-3)	Carter, Jevon vs West Virginia (12/30/16)
	1.000	(3-3)	Deshon Bayless vs Arkansas-Pine Bluff (12/14/16)



THE LAST TIME ...

TEAM

OSU Scored 100 Points 102 vs Arkansas-Pine Bluff (Dec. 14, 2016)
Opponent Scored 100 Points 107 by North Carolina (Nov. 22, 2016)

OSU Scored 90 Points 99 vs Arkansas (Jan. 28, 2017)
Opponent Scored 90 Points 96 by Kansas State (Jan. 18, 2017)

OSU Scored Fewer than 60 Points 57 at Baylor (Jan. 7, 2017)
Opponent Scored Fewer than 60 Points 58 by Iowa State (Feb. 29, 2016)

OSU Scored Fewer than 50 Points 49 at Oklahoma (Feb. 24, 2016)
Opponent Scored Fewer than 50 Points 48 by TCU (Jan. 2, 2016)

OSU Won by 30 Points 36 vs Arkansas-Pine Bluff (Dec. 14, 2016)
Opponent Won by 30 Points 32 by North Carolina (Nov. 22, 2016)

OSU shot 65% from the floor 67.9 vs Florida Atlantic (Nov. 10, 2006)
Opponent shot 65% from the floor 66.0 by Arizona (March 24, 2005)

OSU shot 60% from the floor 61.3 vs Mississippi Valley State (Nov. 8, 2013)
Opponent shot 60% from the floor 60.0 by Baylor (Jan. 22, 2011)

OSU shot less than 25% from the floor 24.6 at South Carolina (Dec. 6, 2014)
Opponent shot less than 25% from the floor 23.3 by NW Oklahoma State (Nov. 18, 2014)

OSU shot less than 35% from the floor 34.5 at Baylor (Jan. 7, 2017)
Opponent shot less than 35% from the floor 32.1 by Campbell (Nov. 13, 2016)

OSU shot 50% from beyond the arc 68.8 at Texas Tech (Jan. 21, 2017)
Opponent shot 50% from beyond the arc 50.0 by Rogers State (Nov. 30, 2016)

OSU shot less than 20% from beyond the arc 14.8 at Iowa State (Feb. 29, 2016)
Opponent shot less than 20% from beyond the arc 17.6 by Wichita State (Dec. 17, 2016)

OSU made 10 three-pointers 11 at Texas Tech (Jan. 21, 2017)
Opponent made 10 three-pointers 10 by Iowa State (Jan. 11, 2017)

OSU shot 100% from the FT line (min. 10) 16-of-16 vs Texas Tech (March 7, 2012)
Opponent shot 100% from the FT line (min. 10) 15-of-15 by Texas A&M (Dec. 30, 1988)

OSU shot less than 50% from the FT line 44.4 vs Maryland (Dec. 21, 2014)
Opponent shot less than 50% from the FT line 46.2 by Florida (Dec. 19, 2015)

OSU had 50 Rebounds 52 vs Campbell (Nov. 13, 2016)
Opponent had 50 Rebounds 51 by Baylor (Feb. 17, 2014)

OSU had 20 Offensive Rebounds 21 vs Texas A&M-CC (Dec. 22, 2016)
Opponent had 20 Offensive Rebounds 23 by Baylor (Jan. 5, 2016)

OSU had 20 Assists 24 vs Arkansas (Jan. 28, 2017)
Opponent had 20 Assists 21 by Kansas State (Jan. 18, 2017)

OSU had 10 Steals 12 vs Texas A&M-CC (Dec. 22, 2016)
Opponent had 10 Steals 11 by Kansas State (Jan. 18, 2017)

OSU had 10 Blocked Shots 11 vs George Mason (Nov. 20, 2015)
Opponent had 10 Blocked Shots 12 by Texas (Jan. 10, 2015)

OSU had two 30-point scorers vs Southwestern State (Jan. 2, 2007)
Opponent had two 30-point scorers never
OSU had three 30-point scorers vs Oral Roberts (March 4, 1993)

OSU had two 20-point scorers at Texas Tech (Jan. 21, 2017)
Opponent had two 20-point scorers TCU (Jan. 23, 2017)

OSU had three 20-point scorers vs Central Arkansas (Nov. 14, 2016)
Opponent had three 20-point scorers Kansas (Jan. 14, 2017)
OSU had four 20-point scorers vs Northwestern State (Jan. 3, 2009)

Teams combined for four 20-point scorers at Kansas (Jan. 14, 2017)
Teams combined for five 20-point scorers at Nebraska (March 5, 2007)
Teams combined for six 20-point scorers vs Providence (Nov. 25, 1993)

OSU had five double-figure scorers vs Arkansas (Jan. 28, 2017)
Opponent had five double-figure scorers vs Kansas State (Jan. 18, 2017)

OSU had six double-figure scorers vs New Orleans (Nov. 16, 2016)
Opponent had six double-figure scorers North Carolina (Nov. 22, 2016)

OSU had seven double-figure scorers vs Rogers State (Nov. 30, 2016)
Opponent had seven double-figure scorers Never

Teams combined for 10 double-figure scorers 10 vs Kansas State (Jan. 18, 2017)

OSU had all 5 starters score in double figures vs Kansas State (Jan. 18, 2017)
Opp had all 5 starters score in double figures Iowa State (Jan. 11, 2017)

OSU had no players score in double figures at Iowa State (Feb. 29, 2016)
Opp had no players score in double figures Utah Valley (Nov. 12, 2013)

OSU had only one player score in double figures vs Texas (March 4, 2016)
Opp. had only one player score in double figures Kansas State (Jan. 21, 2015)

OSU had two double-figure rebounders vs NW Oklahoma State (Nov. 18, 2014)
OSU had three double-figure rebounders vs NW Oklahoma State (Nov. 18, 2014)
Opp had two double-figure rebounders Kansas (Jan. 14, 2017)

OSU had two double-doubles vs NW Oklahoma State (Nov. 18, 2014)
OSU had three double-doubles vs Seattle (Nov. 14, 2009)
Opponent had two double-doubles Kansas State (March 3, 2014)



THE LAST TIME ...

OSU scored 50 points in first half.....	59 vs Arkansas (Jan. 28, 2017)
OSU scored 50 points in second half.....	57 vs TCU (Jan. 23, 2017)
Opponent scored 50 points in first half.....	51 vs Kansas State (Jan. 18, 2017)
Opponent scored 50 points in second half.....	51 by Kansas (Jan. 14, 2017)
OSU scored less than 20 points in first half.....	17 at Texas Tech (Feb. 28, 2012)
OSU scored less than 20 points in second half.....	19 at Texas A&M (Jan. 12, 2011)
Opponent scored less than 20 points in first half.....	19 by TCU (Feb. 8, 2016)
Opponent scored less than 20 points in second half.....	18 by Kansas State (Jan. 3, 2015)
OSU had three players foul out.....	at West Virginia (Jan. 9, 2016)
Opponent had three players foul out.....	West Virginia (Jan. 25, 2014)
OSU failed to make a three-point attempt.....	vs Iowa State (Jan. 8, 2001)
Opponent failed to make a three-point attempt.....	TCU (Feb. 14, 2015)
OSU defeated a ranked opponent.....	86-67 vs. 3/3 Kansas (Jan. 19, 2016)
OSU lost to a ranked opponent.....	87-80 vs 2/2 Kansas (Jan. 14, 2017)
OSU won an overtime game.....	58-55 vs Kansas State (Feb. 13, 2016)
OSU lost an overtime game.....	63-61 at Texas Tech (Feb. 3, 2016)
OSU won a double-overtime game.....	68-58 vs SMU (Dec. 28, 2011)
OSU lost a double-overtime game.....	67-68 vs Kansas (Feb. 20, 2013)
OSU won a triple-overtime game.....	105-103 vs Texas (Jan. 16, 2007)
OSU lost a triple-overtime game.....	97-98 vs Iowa State (Feb. 3, 2014)
OSU won a quadruple-overtime game.....	96-91 at Colorado (Feb. 5, 1983)
OSU lost a quadruple-overtime game.....	never

INDIVIDUAL

A Cowboy had a Triple-Double (P/R/A).....	19/14/10, Maurice Baker vs UTSA (Jan. 3, 2001)
An Opponent had a Triple-Double (P/R/A).....	19/10/11, Anthony Bowie, Oklahoma (Feb. 27, 1985)
A Cowboy had a Double-Double (PTS/REB).....	19/10, Jeffrey Carroll vs TCU (Jan. 23, 2017)
An Opponent had a Double-Double (PTS/REB).....	20/12, Vlad Brodziansky, TCU (Jan. 23, 2017)
A Cowboy had a Double-Double (PTS/AST).....	15/11, Jawun Evans vs West Virginia (Dec. 30, 2016)
An Opponent had a Double-Double (PTS/AST).....	12/10, Denis Clemente, Kansas State (March 11, 2010)
A Cowboy had a 20/20 Performance (PTS/REB).....	37/20, Mario Boggan vs Texas (Jan. 16, 2007)
An Opponent had a 20/20 Performance (PTS/REB).....	20/23, Reginald King, Alabama (Dec. 17, 1976)
A Cowboy had a 20/10 Performance (PTS/REB).....	20/11, Jeffrey Carroll vs. Central Arkansas (Nov. 14, 2016)
An Opponent had a 20/10 Performance (PTS/REB).....	20/12, Vlad Brodziansky, TCU (Jan. 23, 2017)
A Cowboy scored 30 points.....	30, Jawun Evans vs North Carolina (Nov. 22, 2016)
An Opponent Scored 30 Points.....	30, Monte Morris, Iowa State (Jan. 11, 2017)
A Cowboy Scored 20 Points.....	20, Jeffrey Carroll vs Arkansas (Jan. 28, 2017)
An Opponent Scored 20 points.....	21, Jaylen Barford, Arkansas (Jan. 23, 2017)
A Cowboy had 20 Rebounds.....	20, Mario Boggan vs Texas (Jan. 16, 2007)
An Opponent had 20 Rebounds.....	20, Jeff Withey, Kansas (Feb. 11, 2012)
A Cowboy had 15 Rebounds.....	18, Marshall Moses at La Salle (Dec. 4, 2010)
An Opponent had 15 Rebounds.....	15, Devin Williams, West Virginia (Jan. 5, 2016)
A Cowboy had 10 Offensive Rebounds.....	10, Mario Boggan vs Texas (Jan. 16, 2007)
An Opponent had 10 Offensive Rebounds.....	12, Rico Gathers, Baylor (Jan. 5, 2016)
A Cowboy had 10 assists.....	11, Jawun Evans vs West Virginia (Dec. 30, 2016)
An Opponent had 10 Assists.....	12, Phil Pressey, Missouri (March 8, 2012)
A Cowboy had five Steals.....	5, Jawun Evans at Maryland (Dec. 3, 2016)
An Opponent had five Steals.....	5, Jordan Woodard, Oklahoma (Jan. 31, 2015)
A Cowboy had five Blocked Shots.....	5, Chris Olivier vs George Mason (Nov. 20, 2015)
An Opponent had five Blocked Shots.....	5, Makur Puou, New Orleans (Nov. 16, 2016)
A Cowboy won a game in the final 3 seconds.....	Phil Forte hit two free throws with two seconds left in overtime to defeat No. 25 Texas, 65-63, in Austin on Feb. 4, 2015
An Opponent won a game in the final 3 seconds.....	Scott Christopherson hit a 25-foot three pointer at the buzzer as Iowa State won 71-68 on Jan. 18, 2012



BOX SCORES

Nov. 11, 2016 ► Gallagher-Iba Arena (Stillwater, Okla.) ► Att. 6,126												
CAMPBELL												65
OKLAHOMA STATE												102

VISITORS: Campbell (0-1)

#	Player	tot-fg		3-pt		rebounds		fta	of	de	tot	pf	tp	a	to	blk	s	min
		fg	fga	fg	fga	ft	fta											
01	OLIVER, Damontez	1	2	1	2	0	0	0	1	1	4	3	2	4	0	0	21	
25	EUDY, Andrew	1	2	0	0	0	1	1	2	3	4	0	2	4	0	1	18	
32	WHITFIELD, Shane	1	2	0	0	8	11	3	4	7	4	12	1	3	0	0	20	
00	HAMER, Kyle	0	0	0	0	0	0	1	1	1	0	0	1	0	0	2		
03	CLEMONS, Chris	5	18	4	8	2	3	0	5	1	16	2	4	1	0	30		
04	LANE, Khadre	3	8	1	2	6	10	0	0	2	13	0	1	0	1	18		
05	BURNETTE, Austin	0	1	0	0	0	1	0	1	4	0	0	0	0	0	9		
13	RAY, Quinton	0	2	0	0	0	0	2	2	1	0	1	1	0	0	16		
15	LADO, Mogga	0	1	0	0	0	0	4	3	0	0	2	0	3	13			
22	GENSLER, Cory	4	10	3	9	0	1	1	4	5	11	1	3	0	1	31		
34	BURK, Marcus	1	6	1	5	3	4	1	3	4	6	1	2	0	3	22		
	Team										1	2	3					
	Totals.....	18	56	10	26	19	30	8	27	35	29	65	8	23	5	9	200	

TOTAL FG% 1st Half: 10-28 35.7% 2nd Half: 8-28 28.6% Game: 32.1% DEADBALL
 3-Pt. FG% 1st Half: 8-13 61.5% 2nd Half: 2-13 15.4% Game: 38.5% REBOUNDS
 F Throw % 1st Half: 9-15 60.0% 2nd Half: 10-15 66.7% Game: 63.3% 4

HOME TEAM: Oklahoma State (1-0)

#	Player	tot-fg		3-pt		rebounds		fta	of	de	tot	pf	tp	a	to	blk	s	min
		fg	fga	fg	fga	ft	fta											
23	Hammonds, Leyton	1	0	2	0	2	0	2	2	4	0	0	1	0	0	1	0	13
41	Solomon, Mitchell	1	0	1	0	1	2	0	0	5	1	3	0	0	0	0	16	
01	Evans, Jawun	1	18	2	10	11	2	4	6	2	34	2	0	5	27			
05	Shine, Tavarus	1	0	3	0	3	2	1	1	2	1	0	1	1	10	12		
13	Forté, Phil	9	15	2	9	6	6	0	2	2	22	1	2	2	2	29		
00	Averette, Brandon	2	3	0	0	1	1	0	2	2	5	0	2	0	13			
04	Dziagwa, Thomas	1	5	1	3	0	0	1	1	2	0	3	2	0	1	9		
12	McGriff, Cameron	1	4	0	1	3	4	2	11	13	5	2	3	1	1	23		
14	N'Guessan, Lucas	0	0	0	0	1	4	1	3	4	2	1	0	1	3	11		
21	Waters, Lindy	3	5	2	3	1	2	1	2	3	2	9	1	1	0	22		
30	Carroll, Jeffrey	9	15	1	2	3	6	3	6	9	1	22	0	1	0	1	16	
32	Underwood, Tyler	0	0	0	0	0	0	0	0	0	0	0	1	0	0	5		
33	Reeves, Trey	0	0	0	0	0	0	0	0	0	0	0	0	0	0	2		
34	Lienhard, Will	0	0	0	0	0	0	0	3	3	0	0	0	0	0	2		
	Team										2							
	Totals.....	34	71	8	26	26	38	15	37	52	23	102	10	15	5	13	200	

TOTAL FG% 1st Half: 15-32 46.9% 2nd Half: 19-39 48.7% Game: 47.9% DEADBALL
 3-Pt. FG% 1st Half: 8-12 66.7% 2nd Half: 5-14 35.7% Game: 30.8% REBOUNDS
 F Throw % 1st Half: 19-26 73.1% 2nd Half: 7-12 58.3% Game: 68.4% 7

Officials: Joe DeRosa, Rodrick Dixon, Toby Martinez
 Technical fouls: Campbell-None. Oklahoma State-None

Score by Periods	1st	2nd	Total
Campbell	37	28	65
Oklahoma State	52	50	102

Nov. 21, 2016 ► Lahaina Civic Center (Maui Invitational) ► Att. 2,400												
OKLAHOMA STATE												98
UConn												90

VISITORS: Oklahoma State (4-0)

#	Player	tot-fg		3-pt		rebounds		fta	of	de	tot	pf	tp	a	to	blk	s	min
		fg	fga	fg	fga	ft	fta											
23	Hammonds, Leyton	1	2	6	1	3	2	2	0	5	5	7	1	1	1	1	15	
41	Solomon, Mitchell	1	0	0	0	1	2	4	6	4	1	1	2	1	0	1	14	
01	Evans, Jawun	10	26	3	5	12	17	1	3	4	4	35	6	1	0	5	31	
13	Forté, Phil	4	8	3	4	7	8	2	4	2	18	1	0	4	32			
21	Waters, Lindy	0	1	0	1	1	2	0	0	2	1	2	0	2	26			
00	Averette, Brandon	0	0	0	0	0	0	0	0	0	0	0	0	0	0	3		
05	Shine, Tavarus	2	5	1	3	0	0	1	1	2	5	1	0	0	1	24		
12	McGriff, Cameron	3	6	1	1	6	8	0	5	5	13	0	1	1	2	27		
14	N'Guessan, Lucas	0	0	0	0	0	1	0	1	1	5	0	2	0	1	5		
30	Carroll, Jeffrey	7	9	3	3	1	2	3	5	8	3	18	1	2	0	23		
	Team										4	1	5					
	Totals.....	28	61	12	20	30	42	13	27	40	30	98	13	2	3	18	200	

TOTAL FG% 1st Half: 12-31 38.7% 2nd Half: 16-30 53.3% Game: 45.9% DEADBALL
 3-Pt. FG% 1st Half: 6-10 60.0% 2nd Half: 5-10 50.0% Game: 60.0% REBOUNDS
 F Throw % 1st Half: 10-15 66.7% 2nd Half: 20-27 74.1% Game: 71.4% 4,1

HOME TEAM: UConn (1-3)

#	Player	tot-fg		3-pt		rebounds		fta	of	de	tot	pf	tp	a	to	blk	s	min
		fg	fga	fg	fga	ft	fta											
12	Facsey, Kentan	1	0	1	0	2	2	0	5	5	4	2	0	1	3	0	22	
22	Larrier, Terry	1	2	0	0	0	0	3	3	0	4	0	1	0	0	8		
35	Brimah, Amida	1	1	0	0	2	5	1	5	6	4	0	0	4	0	22		
02	Adams, Jalen	12	18	4	5	6	8	3	6	5	34	6	10	0	0	35		
15	Purvis, Rodney	5	10	3	5	7	12	1	4	5	20	4	1	0	1	35		
01	Vital, Christian	1	7	0	4	5	7	1	1	2	4	7	0	1	1	28		
05	Jackson, Vance	3	8	3	6	4	4	1	2	3	4	13	1	3	0	26		
13	Enoch, Steven	0	3	0	1	3	4	1	1	2	3	1	0	0	1	17		
23	Durham, Juwan	1	2	1	1	0	0	2	2	1	3	0	0	0	0	7		
	Team										3	2	5					
	Totals.....	25	53	11	22	29	42	11	28	39	28	90	12	8	1	200		

TOTAL FG% 1st Half: 8-26 30.8% 2nd Half: 17-27 63.0% Game: 47.2% DEADBALL
 3-Pt. FG% 1st Half: 2-7 28.6% 2nd Half: 9-15 60.0% Game: 50.0% REBOUNDS
 F Throw % 1st Half: 8-14 57.1% 2nd Half: 21-28 75.0% Game: 69.0% 2

Officials: Jeff Clark, Jamie Luckie, Ryan Wells
 Technical fouls: Oklahoma State-None. UConn-TEAM.

Score by Periods	1st	2nd	Total
Oklahoma State	40	58	98
UConn	26	64	90

Nov. 14, 2016 ► Gallagher-Iba Arena (Stillwater, Okla.) ► Att. 4,911												
CENTRAL ARKANSAS												90
OKLAHOMA STATE												102

VISITORS: Central Arkansas (0-2)

#	Player	tot-fg		3-pt		rebounds						fta	of	de	tot	pf	tp	a	to	blk	s	min
		fg	fga	fg	fga	ft	fta	of	fta	of	fta											
04	Christensson, Albert	1	0	0	0	0	2	1	1	2	2	0	0	0	0	0	0	0	0	0	7	
01	Howard, Jordan	7	13	4	5	10	11	0	3	3	4	28	2	3	0	3	37					
10	Kamba, Mathieu	7	12	0	5	7	5	5	10	4	19	1	3	0	0	30						
25	Unruh, Titch	0	1	0	1	0	0	2	2	0	1	2	0	0	12							
32	Brooks, Dereck	9	15	1	3	2	2	1	1	2	4	17	1	3	1	2	26					
02	Lee, Ethan	0	0	0	1	4	0	0	1	1	0	0	0	0	4							
11	Lowery, Jeff	1	7	0	0	6	6	0	0	4	8	4	0	0	1	25						
12	Pamell, Darraja	2	4	0	0	5	0	1	1	2	2	2	1	1	19							
13	Iyekpolokor, Olat	0	0	0	1	1	2	3	3	0	0	0	0	0	4							
28	Schmit, Tanner	3	7	0	0	0	4	4	2	6	0	0	0	0	20							
33	Weidenauer, Aaron	1	1	1	1	0	1	0	1	1	1	3	1	0	0	16						
TEAM						3				1				2								
Totals		60	120	28	39	11	21	32	27	90	125	2	7	200								



BOX SCORES

Dec. 30, 2016 ► Gallagher-Iba Arena (Stillwater, Okla.) ► Att. 13,611	
11/12 WEST VIRGINIA	92
OKLAHOMA STATE	75

VISITORS: West Virginia (12-1, 1-0 Big 12)

##	Player	tot-fg	3-pt	rebounds	ft	fta	of	de	tot	pf	tp	a	to	blk	s	min
		fg	fga	fg	fga	ft	fta	of	de	tot	pf	tp	a	to	blk	s
11	Adrian, Nathan	f	2	7	0	2	5	6	6	2	8	4	9	3	2	2
20	Watkins, Brandon	f	4	6	0	0	1	2	1	4	5	3	9	0	2	0
23	Ahmed, Esa	f	3	3	0	0	3	4	0	4	3	9	0	1	2	2
02	Carter, Javon	g	5	10	2	4	3	3	0	3	4	15	6	1	0	4
04	Miles Jr., Dexter	g	9	14	1	2	3	5	1	1	2	4	22	3	0	1
00	Myers, Teyvon	f	1	5	0	2	1	2	0	0	3	3	4	3	0	0
12	Phillip, Tarik	f	1	6	0	3	2	2	0	3	3	4	8	2	1	0
15	West, Lamont	f	3	3	3	0	0	0	2	2	2	9	0	0	0	0
50	Konate, Sagaba	f	5	6	0	0	2	2	2	1	3	12	0	1	0	1
	TEAM									3						
	Totals.....	33	60	6	16	20	26	13	20	33	29	92	24	12	6	8

TOTAL FG% 1st Half: 16-31 51.6% 2nd Half: 17-29 58.6% Game: 55.0% DEADBALL
 3-Pt. FG% 1st Half: 3-8 37.5% 2nd Half: 3-8 37.5% Game: 37.5% REBOUNDS
 F Throw % 1st Half: 6-9 66.7% 2nd Half: 14-17 82.4% Game: 76.9% 2,1

HOME TEAM: Oklahoma State (10-3, 0-1 Big 12)

##	Player	tot-fg	3-pt	rebounds	ft	fta	of	de	tot	pf	tp	a	to	blk	s	min
		fg	fga	fg	fga	ft	fta	of	de	tot	pf	tp	a	to	blk	s
21	Waters, Lindy	f	0	2	0	0	3	4	1	0	1	1	3	2	1	0
23	Hammonds, Leyton	f	7	12	3	7	0	0	3	4	7	2	17	0	0	0
14	N'Guessan, Lucas	c	1	1	0	0	0	0	0	1	1	3	2	0	0	0
01	Evans, Jawun	g	3	9	0	2	9	14	1	1	2	3	15	11	5	0
13	Forfe, Phil	g	7	12	4	7	0	1	2	3	2	18	0	1	0	1
00	Averette, Brandon	0	2	0	0	0	0	0	1	1	2	0	1	2	0	0
04	Dziagwa, Thomas	0	2	0	1	0	0	0	0	0	0	1	0	1	0	3
12	McGriff, Cameron	1	1	0	0	2	3	2	1	3	0	4	0	2	0	0
24	Dillard, Davon	0	1	0	1	0	0	0	1	1	0	0	0	0	1	4
30	Carroll, Jeffrey	3	7	0	1	3	6	3	6	3	9	1	5	1	0	2
41	Solomon, Mitchell	2	4	0	0	3	4	1	2	3	4	7	0	0	0	2
	TEAM									2		2			1	
	Totals.....	24	53	7	19	20	33	14	18	32	20	75	15	9	3	20

TOTAL FG% 1st Half: 11-27 40.7% 2nd Half: 13-26 50.0% Game: 45.3% DEADBALL
 3-Pt. FG% 1st Half: 2-8 25.0% 2nd Half: 5-11 45.5% Game: 36.8% REBOUNDS
 F Throw % 1st Half: 4-7 57.1% 2nd Half: 16-26 61.5% Game: 60.6% 7

Officials: Joe DeRosa, Ron Daily, Darron George
 Technical fouls: West Virginia-None. Oklahoma State-None.

Score by Periods	1st	2nd	Total
West Virginia	41	51	92
Oklahoma State	28	47	75

Jan. 11, 2017 ► Gallagher-Iba Arena (Stillwater, Okla.) ► Att. 6,066	
IOWA STATE	96
OKLAHOMA STATE	86

VISITORS: Iowa State (11-4, 3-1 Big 12)

##	Player	tot-fg	3-pt	rebounds	ft	fta	of	de	tot	pf	tp	a	to	blk	s	min
		fg	fga	fg	fga	ft	fta	of	de	tot	pf	tp	a	to	blk	s
10	Bowie, Darrell	f	6	10	0	1	1	2	1	3	2	13	2	1	2	3
11	Morris, Monte	g	10	16	4	5	6	2	3	5	0	30	5	0	4	39
15	Mitrov-Long, Naz	g	6	11	1	5	4	7	1	5	6	4	17	4	1	0
21	Thomas, Matt	g	7	12	4	9	1	2	1	3	4	19	2	0	0	3
30	Burton, Deonte	g	5	12	1	2	1	2	4	6	4	12	4	3	3	2
01	Weiler-Babb, Nick	0	0	0	0	0	0	1	1	2	2	0	0	1	0	0
04	Jackson, Donovan	1	6	0	4	0	0	0	2	2	2	2	1	2	0	1
33	Young, Solomon	1	2	0	0	1	1	0	0	0	0	3	0	1	0	1
	TEAM									5					1	
	Totals.....	36	69	10	26	14	18	14	19	33	17	96	18	0	5	13

TOTAL FG% 1st Half: 20-37 54.1% 2nd Half: 16-32 50.0% Game: 52.2% DEADBALL
 3-Pt. FG% 1st Half: 5-14 35.7% 2nd Half: 5-12 41.7% Game: 38.5% REBOUNDS
 F Throw % 1st Half: 2-3 66.7% 2nd Half: 12-15 80.0% Game: 77.8% 0

HOME TEAM: Oklahoma State (10-6, 0-4 Big 12)

##	Player	tot-fg	3-pt	rebounds	ft	fta	of	de	tot	pf	tp	a	to	blk	s	min
		fg	fga	fg	fga	ft	fta	of	de	tot	pf	tp	a	to	blk	s
12	McGriff, Cameron	f	4	7	1	1	1	2	1	5	6	3	10	1	1	0
23	Hammonds, Leyton	f	4	6	0	1	0	0	3	1	4	5	8	1	2	1
01	Evans, Jawun	g	4	14	0	3	4	4	0	1	1	3	12	7	3	0
13	Forfe, Phil	g	9	14	1	4	6	2	2	1	2	3	24	0	2	3
30	Carroll, Jeffrey	g	9	14	1	4	2	3	2	5	7	0	21	3	3	0
00	Averette, Brandon	0	0	0	0	0	0	0	5	0	0	0	5	2	0	0
04	Dziagwa, Thomas	1	4	1	4	0	0	0	0	0	3	0	0	0	0	0
24	Dillard, Davon	1	2	0	1	0	0	1	2	3	0	2	0	2	0	0
41	Solomon, Mitchell	2	6	0	0	2	2	3	6	5	0	6	0	1	4	0
	TEAM								2							
	Totals.....	34	64	7	20	11	13	13	23	36	19	86	17	16	5	3

TOTAL FG% 1st Half: 18-27 66.7% 2nd Half: 16-37 43.2% Game: 53.1% DEADBALL
 3-Pt. FG% 1st Half: 5-11 45.5% 2nd Half: 2-9 22.2% Game: 35.0% REBOUNDS
 F Throw % 1st Half: 5-6 83.3% 2nd Half: 7-8 87.5% Game: 84.6% 0

Officials: Gary Maxwell, Paul Janssen, Marques Pettigrew
 Technical fouls: Iowa State-None. Oklahoma State-None.

Score by Periods	1st	2nd	Total
Iowa State	47	49	96
Oklahoma State	46	40	86

Jan. 4, 2017 ► Frank Erwin Center (Austin, Texas) ► Att. 9,753	
OKLAHOMA STATE	79
TEXAS	82

VISITORS: Oklahoma State (10-4, 0-2 Big 12)

##	Player	tot-fg	3-pt	rebounds	ft	fta	of	de	tot	pf	tp	a	to	blk	s	min
		fg	fga	fg	fga	ft	fta	of	de	tot	pf	tp	a	to	blk	s
23	Hammonds, Leyton	f	1	5	0	4	5	6	1	4	5	3	7	0	0	1
30	Carroll, Jeffrey	f	11	18	2	5	0	0	2	5	7	3	24	3	1	0
14	N'Guessan, Lucas	c	2	3	0	0	0	0	1	1	2	4	0	1	0	0
01	Evans, Jawun	g	5	10	2	3	7	7	0	3	5	19	4	5	0	1
13	Forfe, Phil	g	2	12	2	7	3	4	1	2	3	2	9	2	1	0
00	Averette, Brandon	1	3	1	1	0	0	1	2	3	2	3	0	0	0	0
04	Dziagwa, Thomas	3	6	1	4	0	0	0	0	0	0	7	3	2	0	0
12	McGriff, Cameron	1	4	0	1	4	6	2	1	3	4	6	0	1	0	1
24	Dillard, Davon	0	0	0	0	0	0	0	0	0	0	0	0	0	0	0
34	Lienhard, Will	0	0	0	0	0	0	0	1	1	1	0	0	0	0	0
41	Solomon, Mitchell	0	0	0	0	0	0	0	4	4	0	0	0	0	2	0
	TEAM								1							
	Totals.....	26	61	8	25	19	23	9	23	32	78	12	11	2	4	20

TOTAL FG% 1st Half: 15-32 46.9% 2nd Half: 11-29 37.9% Game: 42.6% DEADBALL
 3-Pt. FG% 1st Half: 3-11 27.3% 2nd Half: 5-14 35.7% Game: 32.0% REBOUNDS
 F Throw % 1st Half: 6-7 85.7% 2nd Half: 13-16 81.3% Game: 82.6% 1,1

HOME TEAM: Texas (7-7, 1-1 Big 12)

##	Player	tot-fg	3-pt	rebounds	ft	fta	of	de	tot	pf	tp	a	to	blk	s	min
		fg	fga	fg	fga	ft	fta	of	de	tot	pf	tp	a	to	blk	s
31	Allen, Jarrett	f	2	7	0	0	4	4	2	9	11	3	8	0	3	0
32	Clear, Shaquille	f	2	5	0	0	4	4	4	3	7	1	8	1	2	0
00	Mack, Tevin	g	10	17	4	7	3	5	1	3	4	1	27	1	2	0
01	Jones, Andrew	g	2	11	0	4	6	1	3	4	3	10	2	0	1	2
12	Roach Jr., Kerwin	g	3	3	0	5	6	0	5	4	11	6	2	1	2	3
03	Young, Jacob	1	4	0	2	0	0	0	0	0	4	2	1	1	0	0
04	Banks, James	0	2	0	0	0	0	0	1	1	2	0	0	0	2	0
10	Davis Jr., Eric	5	8	3	6	3	4	1	0	1	3	16	0	1	0	1
	TEAM									1						
	Totals.....	25	57	7	19	25	33	10	27	37	21	82	11	11	6	4

TOTAL FG% 1st Half: 10-28 35.7% 2nd Half: 15-29 51.7% Game: 43.9% DEADBALL
 3-Pt. FG% 1st Half: 3-11 27.3% 2nd Half: 4-8 50.0% Game: 36.8% REBOUNDS
 F Throw % 1st Half: 14-17 82.4% 2nd Half: 11-16 68.8% Game: 75.8% 6,2

Officials: Ray Natili, Michael Greenstein, Kerby Sitton
 Technical fouls: Oklahoma State-None. Texas-None.

Score by Periods	1st	2nd	Total
Oklahoma State	39	40	79
Texas	37	45	82

Jan. 14, 2017 ► Allen Fieldhouse (Lawrence, Kan.) ► Att. 16,300	
OKLAHOMA STATE	80
2/2 KANSAS	87

VISITORS: Oklahoma State (10-7, 0-5 Big 12)

##	Player	tot-fg		3-pt		rebounds										ft	fta	of	de	tot	pf	tp	a	to	blk	s	min
		fg	fga	fg	fga	ft	fta	of	de	tot	pf	tp	a	to	blk	s	min										
23	Hammonds, Leyton	f	0	1	0	0	0	0	0	0	0	0	4	0	0	0	0	0	0	0	1	1	9				
30	Carroll, Jeffrey	f	9	14	3	3	2	2	0	7	7	2	23	3	1	0	0	0	0	0	0	0	33				
31	McGriff, Cameron	f	6	10	0	0	0	0	0	0	0	0	10	1	0	0	0	0	0	0	0	0	21				
31	McGriff, Cameron	f	6	10	0	0	0	0	0	0	0	0	10	1	0	0	0	0	0	0	0	0	21				
31	McGriff, Cameron	f	6	10	0	0	0	0	0	0	0	0	10	1	0	0	0	0	0	0	0	0	21				
31	McGriff, Cameron	f	6	10	0	0	0	0	0	0	0	0	10	1	0	0	0	0	0	0	0	0	21				
31	McGriff, Cameron	f	6	10	0	0	0	0	0	0	0	0	10	1	0	0	0	0	0	0	0	0	21				
31	McGriff, Cameron	f	6	10	0	0	0	0	0	0	0	0	10	1	0	0	0	0	0	0	0	0	21				
31	McGriff, Cameron	f	6	10	0	0	0	0	0	0	0	0	10	1	0	0	0	0	0	0	0	0	21				
31	McGriff, Cameron	f	6	10	0	0	0	0	0	0	0	0	10	1	0	0	0	0	0	0	0	0	21				
31	McGriff, Cameron	f	6	10	0	0	0	0	0	0	0	0	10	1	0	0	0	0	0	0	0	0	21				
31	McGriff, Cameron	f	6	10	0	0	0	0	0	0	0	0	10	1	0	0	0	0	0	0	0	0	21				
31	McGriff, Cameron	f	6	10	0	0	0	0	0	0	0	0	10	1	0	0	0	0	0	0	0	0	21				
31	McGriff, Cameron	f	6	10	0	0	0	0	0	0	0	0	10	1	0	0	0	0	0	0	0	0	21				
31	McGriff, Cameron	f	6	10	0	0	0	0	0	0	0	0	10	1	0	0	0	0	0	0	0	0	21				
31	McGriff, Cameron	f	6	10	0	0	0	0	0	0	0	0	10	1	0	0	0	0	0	0	0	0	21				
31	McGriff, Cameron	f	6	10	0	0	0	0	0	0	0	0	10	1	0	0	0	0	0	0	0	0	21				
31	McGriff, Cameron	f	6	10	0	0	0	0	0	0	0	0	10	1	0	0	0	0	0	0	0	0	21				
31	McGriff, Cameron	f	6	10	0	0	0	0	0	0	0	0	10	1	0	0	0	0	0	0	0	0	21				
31	McGriff, Cameron	f	6	10	0	0	0	0	0	0	0	0	10	1	0	0	0	0	0	0	0	0	21				
31	McGriff, Cameron	f	6	10	0	0	0	0	0	0	0	0	10	1	0	0	0	0	0	0	0	0	21				
31	McGriff, Cameron	f	6	10	0	0	0	0	0	0	0	0	10	1	0	0	0	0	0	0	0	0	21				
31	McGriff, Cameron	f	6	10	0	0	0	0	0	0	0	0	10	1	0	0	0	0	0	0	0	0	21				
31	McGriff, Cameron	f	6	10	0	0	0	0	0	0	0	0	10	1	0	0	0	0	0	0	0	0	21				
31	McGriff, Cameron	f	6	10	0	0	0	0	0	0	0	0	10	1	0	0	0	0	0	0	0	0	21				
31	McGriff, Cameron	f	6	10	0	0	0	0	0	0	0	0	10	1	0	0	0	0	0	0	0	0	21				
31	McGriff, Cameron	f	6	10	0	0	0	0	0	0	0	0	10	1	0	0	0	0	0	0	0	0	21				
31	McGriff, Cameron	f	6	10	0	0	0	0	0	0	0	0	10	1	0	0	0	0	0	0	0	0	21				
31	McGriff, Cameron	f	6	10	0	0	0	0	0	0	0	0	10	1	0	0	0	0	0	0	0	0	21				
31	McGriff, Cameron	f	6	10	0	0	0	0	0	0	0	0	10	1	0	0	0	0	0	0	0	0	21				
31	McGriff, Cameron	f	6	10	0	0	0	0	0	0	0	0	10	1	0	0	0	0	0	0	0	0	21				
31	McGriff, Cameron	f	6	10	0	0	0	0	0	0	0	0	10	1	0	0	0	0	0	0	0	0	21				
31	McGriff, Cameron	f	6	10	0	0	0	0	0	0	0	0	10	1	0	0	0	0	0	0	0	0	21				
31	McGriff, Cameron	f	6	10	0	0	0	0	0	0	0	0	10	1	0	0	0	0	0	0	0	0	21				
31	McGriff, Cameron	f	6	10	0	0	0	0	0	0	0	0	10	1	0	0	0	0	0	0	0	0	21				
31	McGriff, Cameron	f	6	10	0	0	0	0	0	0	0	0	10	1	0	0	0	0	0	0	0	0	21				
31	McGriff, Cameron	f	6	10	0	0	0	0	0	0	0	0	10	1	0	0	0	0	0	0	0	0	21				
31	McGriff, Cameron	f	6	10	0	0	0	0	0	0	0	0	10	1	0	0	0	0	0	0	0	0	21				
31	McGriff, Cameron	f	6	10	0	0	0	0	0	0	0	0	10	1	0	0	0	0	0	0	0	0	21				
31	McGriff, Cameron	f	6	10	0	0	0	0	0	0	0	0	10	1	0	0	0	0	0	0	0	0	21				
31	McGriff, Cameron	f	6	10	0	0	0	0	0	0	0	0	10	1	0	0	0	0	0	0	0	0	21				
31	McGriff, Cameron	f	6	10	0	0	0	0	0	0	0	0	10	1	0	0	0	0	0	0	0	0	21				
31	McGriff, Cameron	f	6	10	0	0	0	0	0	0	0	0	10	1	0	0	0	0	0	0	0	0	21				
31	McGriff, Cameron	f	6	10	0	0	0	0	0	0	0	0	10	1	0	0	0	0	0	0	0	0	21				
31	McGriff, Cameron	f	6	10	0	0	0	0	0	0	0	0	10	1	0	0	0	0	0	0	0	0	21				
31	McGriff, Cameron	f	6	10	0	0	0	0	0	0	0	0	10	1	0	0	0	0	0	0	0	0	21				
31	McGriff, Cameron	f	6	10	0	0	0	0	0	0	0	0	10	1	0	0	0	0	0	0	0	0	21				
31	McGriff, Cameron	f	6	10	0	0	0	0	0	0	0	0	10	1	0	0	0	0	0	0	0	0	21				
31	McGriff, Cameron	f	6	10	0	0	0	0	0	0	0	0	10	1	0	0	0	0	0	0	0	0	21				
31	McGriff, Cameron	f	6	10	0	0	0	0	0	0	0	0	10	1	0	0	0	0	0	0	0	0	21				
31	McGriff, Cameron	f	6	10	0	0	0	0	0	0	0	0	10	1	0	0	0	0	0	0	0	0	21				
31	McGriff, Cameron	f	6	10	0	0	0	0	0	0	0	0	10	1	0	0	0	0	0	0	0	0	21				
31	McGriff, Cameron	f	6	10	0	0	0	0	0	0	0	0	10	1	0	0	0	0	0	0	0	0	21				
31	McGriff, Cameron	f	6	10	0	0	0	0	0	0	0	0	10	1	0	0	0	0	0	0	0	0	21				
31	McGriff, Cameron	f	6	10	0	0	0	0	0	0	0	0	10	1	0	0	0	0	0	0	0	0	21				
31	McGriff, Cameron	f	6	10	0	0	0	0	0	0	0	0	10	1	0	0	0	0	0	0	0	0	21				
31	McGriff, Cameron	f	6	10	0	0	0	0	0	0	0	0	10	1	0	0	0	0	0	0	0	0	21				
31	McGriff, Cameron	f	6	10	0	0	0	0	0	0	0	0	10	1	0	0	0	0	0	0	0	0	21				
31	McGriff, Cameron	f	6	10	0	0	0	0	0	0	0	0	10	1	0	0	0	0	0	0	0	0	21				
31	McGriff, Cameron	f	6	10	0	0	0	0	0	0	0	0	10	1	0	0	0	0	0	0	0	0	21				
31	McGriff, Cameron	f	6	10	0	0	0	0	0	0	0	0	10	1	0	0	0	0	0	0	0	0	21				
31	McGriff, Cameron	f	6	10	0	0	0	0	0	0	0	0	10	1	0	0	0	0	0	0	0	0	21				
31	McGriff, Cameron	f	6	10	0	0	0	0	0	0	0	0	10	1	0	0	0	0	0	0	0	0	21				
31	McGriff, Cameron	f	6	10	0	0	0	0	0	0	0	0	10	1	0	0	0	0	0	0	0	0	21				
31	McGriff, Cameron	f	6	10	0	0	0	0	0	0	0	0	10	1	0	0	0	0	0	0	0	0	21				
31	McGriff, Cameron	f	6	10	0	0	0	0	0	0	0	0	10	1	0	0	0	0	0	0	0	0	21				
31	McGriff, Cameron	f	6	10	0	0	0	0	0	0	0	0	10	1	0	0	0	0	0	0	0	0	21				
31	McGriff, Cameron	f	6	10	0	0	0	0	0	0	0	0	10	1	0	0	0	0	0	0	0	0	21				
31	McGriff, Cameron	f	6	10	0	0	0	0	0	0	0	0	10	1	0	0	0	0	0	0	0	0	21				
31	McGriff, Cameron	f	6	10	0	0	0	0	0	0	0	0	10	1	0	0	0	0	0	0	0	0	21				
31	McGriff, Cameron	f	6	10	0	0	0	0	0	0	0	0	10	1	0	0	0	0	0	0	0	0	21				
31	McGriff, Cameron	f	6	10	0	0	0	0	0	0	0	0	10	1	0	0	0	0	0	0	0	0	21				
31	McGriff, Cameron	f	6	10	0	0	0	0	0	0	0	0	10	1	0	0	0	0	0	0	0	0	21				
31	McGriff, Cameron	f	6	10	0	0	0	0	0	0	0	0	10	1	0	0	0	0	0	0	0	0	21				
31	McGriff, Cameron	f	6	10	0	0	0	0	0	0	0	0	10	1	0	0	0	0	0	0	0	0	21				
31	McGriff, Cameron	f	6	10	0	0	0	0	0	0	0	0	10	1	0	0	0	0	0	0	0	0	21				
31	McGriff, Cameron	f	6	10	0	0	0	0	0	0	0	0	10	1	0	0	0	0	0	0	0	0	21				
31	McGriff, Cameron	f	6	10	0	0	0	0	0	0	0	0	10	1	0	0	0	0	0	0	0	0	21				
31	McGriff, Cameron	f	6	10	0																						



BOX SCORES

Jan. 21, 2017 ► United Supermarkets Arena (Lubbock, Texas) ► Att. 11,360	
OKLAHOMA STATE	83
TEXAS TECH	64

VISITORS: Oklahoma State (11-8, 1-6 Big 12)

##	Player	tot-fg		3-pt		rebounds		fta	of	de	tot	pf	tp	a	to	blk	s	min
		fg	fga	fg	fga	ft	fta											
23	Hammonds, Leyton	f	1	5	1	3	0	0	1	3	4	1	3	2	3	1	0	35
41	Solomon, Mitchell	f	2	4	0	0	5	5	4	0	4	5	9	1	1	1	0	22
01	Evans, Jawun	g	2	5	0	1	3	4	0	2	2	4	7	3	2	0	2	17
13	Forte, Phil	g	5	6	4	4	7	8	0	6	6	2	21	1	2	0	2	34
30	Carroll, Jeffrey	g	6	12	4	5	9	12	3	6	9	1	25	0	0	0	1	38
00	Averette, Brandon	1	2	1	1	0	2	0	1	1	2	3	2	4	0	1	22	
04	Dziagwa, Thomas	2	3	1	2	0	0	1	0	1	3	5	1	1	0	0	7	
12	McGriff, Cameron	0	0	0	0	2	4	0	1	1	4	2	0	1	0	0	6	
14	N'Guessan, Lucas	0	0	0	0	0	0	0	0	1	1	0	0	0	0	0	2	
21	Waters, Lindy	2	2	0	0	0	0	0	0	3	4	1	2	0	1	1	9	
24	Dillard, Davon	1	1	0	0	2	2	1	0	1	2	4	1	1	0	0	8	
	TEAM							2				1						
	Totals.....	22	40	11	16	28	37	12	19	31	28	83	12	18	2	7	200	

TOTAL FG% 1st Half: 15-23 65.2% 2nd Half: 7-17 41.2% Game: 55.0% DEADBALL
 3-Pt. FG% 1st Half: 7-8 87.5% 2nd Half: 4-8 50.0% Game: 68.8% REBOUNDS
 F Throw % 1st Half: 9-13 69.2% 2nd Half: 19-24 79.2% Game: 75.7% 5

HOME TEAM: Texas Tech (14-5, 3-4 Big 12)

##	Player	tot-fg		3-pt		rebounds		fta	of	de	tot	pf	tp	a	to	blk	s	min
		fg	fga	fg	fga	ft	fta											
11	Smith, Zach	f	2	6	1	1	6	7	1	2	3	3	11	1	1	0	1	29
21	Livingston, Anthony	f	3	6	3	5	0	1	0	1	1	4	9	2	1	0	0	22
02	Thomas, Devon	g	4	4	0	0	3	4	0	0	0	4	11	1	4	1	1	32
05	Gray, Justin	g	2	7	0	3	3	4	5	4	9	3	7	1	3	0	1	33
12	Evans, Keenan	g	5	11	2	5	3	4	0	0	2	15	3	1	0	1	1	36
04	Millinghaus, Shadell	1	3	0	2	2	2	0	1	1	3	4	0	1	1	1	19	
10	Stevenson, Niem	2	3	1	2	0	0	1	1	2	5	0	1	0	0	0	14	
15	Ross, Aaron	1	5	0	3	0	1	1	1	2	5	2	1	3	0	0	13	
22	Brandsma, Thomas	0	0	0	0	0	0	0	0	0	1	0	0	0	0	0	1	
34	Temple, Matthew	0	0	0	0	0	0	0	0	0	1	0	0	0	0	0	1	
	TEAM							1		1								
	Totals.....	20	45	7	21	17	25	8	10	18	28	64	9	15	2	5	200	

TOTAL FG% 1st Half: 9-23 39.1% 2nd Half: 11-22 50.0% Game: 44.4% DEADBALL
 3-Pt. FG% 1st Half: 2-8 25.0% 2nd Half: 5-13 38.5% Game: 33.3% REBOUNDS
 F Throw % 1st Half: 10-13 76.9% 2nd Half: 7-12 58.3% Game: 68.0% 6

Officials: Paul Janssen, Don Dally, Rodrick Dixon
 Technical fouls: Oklahoma State-None. Texas Tech-None.

Score by Periods	1st	2nd	Total
Oklahoma State	46	37	83
Texas Tech	30	34	64

Jan. 23, 2017 ► Gallagher-Iba Arena (Stillwater, Okla.) ► Att. 6,090	
TCU	76
OKLAHOMA STATE	89

VISITORS: TCU (14-6, 3-5 Big 12)

#	Player	tot-fg		3-pt		rebounds		fta	of	de	tot	pf	tp	a	to	blk	s	min
		fg	fga	fg	fga	ft	fta											
10	Brodziansky, Vlad	f	5	10	1	2	9	10	2	4	6	2	20	0	2	1	0	29
00	Fisher, Jaylen	g	3	7	1	5	0	0	0	3	3	1	7	3	4	0	0	33
11	Parrish, Brandon	g	0	6	0	4	1	2	1	0	1	2	1	0	1	0	1	18
25	Robinson, Alex	g	3	8	1	3	6	6	0	2	2	5	13	3	2	1	0	30
34	Williams, Kenrich	g	7	10	2	5	4	5	7	12	4	20	2	1	0	1	37	
01	Bane, Desmond	1	4	0	1	0	0	0	0	0	2	2	0	2	0	0	12	
02	Williams, Michael	1	4	0	3	0	0	0	2	2	0	2	1	0	0	0	10	
15	Miller, JD	1	7	1	3	2	2	1	1	2	1	5	1	0	0	0	21	
32	Shepherd, Karviar	3	4	0	0	0	0	2	0	2	3	6	0	0	0	0	7	
33	Washburn, Chris	0	1	0	0	0	0	1	1	0	0	0	0	0	0	0	3	
	TEAM							2		2		4						
	Totals.....	24	61	6	26	22	24	13	22	35	20	76	10	12	2	2	200	

TOTAL FG% 1st Half: 10-31 32.3% 2nd Half: 14-30 46.7% Game: 39.3% DEADBALL 3-Pt. FG% 1st Half: 1-11 9.1% 2nd Half: 5-15 33.3% Game: 23.1% REBOUNDS
 F Throw % 1st Half: 6-9 66.7% 2nd Half: 14-15 93.3% Game: 91.7% 1

HOME TEAM: Oklahoma State (12-8, 2-6 Big 12)

##	Player	tot-fg		3-pt		rebounds		fta	of	de	tot	pf	tp	a	to	blk	s	min
		fg	fga	fg	fga	ft	fta											
23	Hammonds, Leyton	f	1	4	0	1	4	4	0	6	6	5	6	1	1	1	0	28
30	Carroll, Jeffrey	f	5	6	1	1	8	8	1	9	10	2	19	1	1	1	1	35
41	Solomon, Mitchell	c	3	4	0	0	2	2	0	4	4	4	8	0	0	1	0	17
01	Evans, Jawun	g	11	17	2	4	3	3	0	2	2	1	27	8	1	0	1	35
13	Forte, Phil	g	4	10	1	6	0	0	0	1	1	3	9	2	1	0	2	30
00	Averette, Brandon	3	7	0	0	0	0	0	0	0	6	1	0	0	0	0	13	
04	Dziagwa, Thomas	0	0	0	0	0	0	0	0	1	0	0	0	0	0	0	2	
12	McGriff, Cameron	0	1	0	1	0	0	0	0	0	0	0	0	0	1	1	11	
14	N'Guessan, Lucas	2	2	0	0	0	0	0	0	0	2	4	0	1	0	0	7	
21	Waters, Lindy	0	1	0	0	0	0	0	0	0	0	0	0	0	1	0	6	
24	Dillard, Davon	3	7	1	2	3	4	2	1	3	0	10	0	1	1	1	16	
	TEAM							2		2		4						
	Totals.....	32	59	5	15	20	21	5	25	30	18	89	13	7	4	6	200	

TOTAL FG% 1st Half: 12-28 42.9% 2nd Half: 20-31 64.5% Game: 54.2% DEADBALL
 3-Pt. FG% 1st Half: 2-8 25.0% 2nd Half: 3-7 42.9% Game: 33.3% REBOUNDS
 F Throw % 1st Half: 6-7 85.7% 2nd Half: 14-14 100% Game: 95.2% 1

Officials: Mike Stuart, Ray Natili, Keith Kimble
 Technical fouls: TCU-None. Oklahoma State-None.

Score by Periods	1st	2nd	Total
TCU	29	47	76
Oklahoma State	32	57	89

Jan. 28, 2017 ► Gallagher-Iba Arena (Stillwater, Okla.) ► Att. 13,611	
ARKANSAS	71
OKLAHOMA STATE	99

VISITORS: Arkansas (16-5, 5-3 SEC)

##	Player	tot-fg		3-pt		rebounds		fta	of	de	tot	pf	tp	a	to	blk	s	min
		fg	fga	fg	fga	ft	fta											
05	Cook, Arlando	f	0	2	0	0	0	0	1	0	1	1	0	0	2	0	0	7
33	Kingsley, Moses	f	3	11	0	1	4	5	2	2	4	2	10	0	0	4	0	27
00	Barford, Jaylen	g	8	13	2	3	3	4	1	2	3	3	21	2	2	0	0	28
04	Macon, Daryl	g	0	8	0	6	0	0	0	1	1	3	0	1	0	0	0	25
31	Beard, Anton	g	3	7	2	3	3	4	0	2	2	3	11	1	2	0	1	28
01	Thompson, Trey	0	0	0	0	0	0	0	0	0	3	0	1	0	0	0	13	
02	Bailey, Adrio	1	1	0	0	0	0	0	4	4	1	2	1	0	0	0	12	
03	Hannahs, Dusty	4	10	0	3	5	6	1	2	3	3	13	0	3	0	0	24	
13	Thomas, Dustin	3	3	0	0	3	3	2	5	2	9	1	2	0	2	0	17	
21	Watkins, Manuale	2	3	1	2	0	1	0	0	0	4	5	0	0	0	1	17	
23	Jones, CJ	0	0	0	0	0	0	0	0	0	0	0	0	1	0	0	2	
	TEAM							3		6								
	Totals.....	24	58	5	18	23	11	18	29	26	71	7	12	4	4	200		

TOTAL FG% 1st Half: 12-30 40.0% 2nd Half: 12-28 42.9% Game: 41.4% DEADBALL
 3-Pt. FG% 1st Half: 3-10 30.0% 2nd Half: 2-8 25.0% Game: 27.8% REBOUNDS
 F Throw %




BROADCAST SPOT CHART



**O BRANDON
AVERETTE**

5-11 • 175 • Fr • Guard
Richardson, Texas



**1 JAWUN
EVANS**

6-1 • 185 • So • Guard
Dallas, Texas



**4 THOMAS
DZIAGWA**

6-4 • 180 • Fr • Guard
Temple Terrace, Fla.



**5 TAVARIUS
SHINE**

6-6 • 200 • Jr • Guard/SF
Irving, Texas



**12 CAMERON
MCGRIFF**

6-7 • 210 • Fr • Forward
Grand Prairie, Texas



**13 PHIL
FORTE III**

5-11 • 195 • R-Sr • Guard
Flower Mound, Texas



**14 LUCAS
N'GUESSAN**

7-0 • 215 • Fr • F/C
De Lier, Netherlands



**21 LINDY
WATERS III**

6-6 • 200 • Fr • Guard
Norman, Okla.



**23 LEYTON
HAMMONDS**

6-8 • 215 • Sr • Forward
North Richland Hills, Texas




**24 DAVON
DILLARD**

6-5 • 215 • So • Guard/SF
Gary, Ind.



**30 JEFFREY
CARROLL**

6-6 • 215 • R-Jr • Guard/SF
Rowlett, Texas



**32 TYLER
UNDERWOOD**

6-2 • 160 • R-Fr • Guard
Stillwater, Okla.



**33 TREY
REEVES**

6-4 • 215 • Fr • Forward
Gans, Okla.



**34 WILL
LIENHARD**

6-7 • 255 • So • Forward
Oklahoma City



**41 MITCHELL
SOLOMON**

6-9 • 245 • Jr • Forward
Bixby, Okla.



**BRAD
UNDERWOOD**

Head Coach
Kansas State, 1986



LAMONT EVANS

Asst Coach/Recruiting Coordinator
Kansas State, 2009



MIKE BOYNTON

Assistant Coach
South Carolina, 2003



DANNY HENDERSON

Assistant Coach
Austin College, 1984